

## Invesco India - Invesco Pan European Equity Fund of Fund

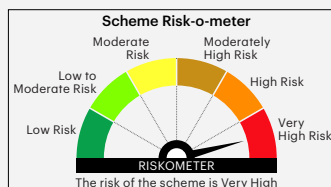
(An open ended fund of fund scheme investing in Invesco Pan European Equity Fund)

This product is suitable for investors who are seeking\*

- Capital appreciation over long term
- Investments in units of Invesco Pan European Equity Fund, an overseas equity fund

\*Investors should consult their financial advisers if in doubt about whether the product is suitable for them.

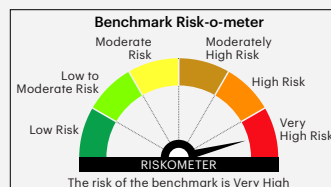
### SCHEME RISKOMETER



### SCHEME BENCHMARK

As per AMFI  
Tier 1 Benchmark i.e.  
**MSCI Europe Index -  
Net Total Return**

### BENCHMARK RISKOMETER

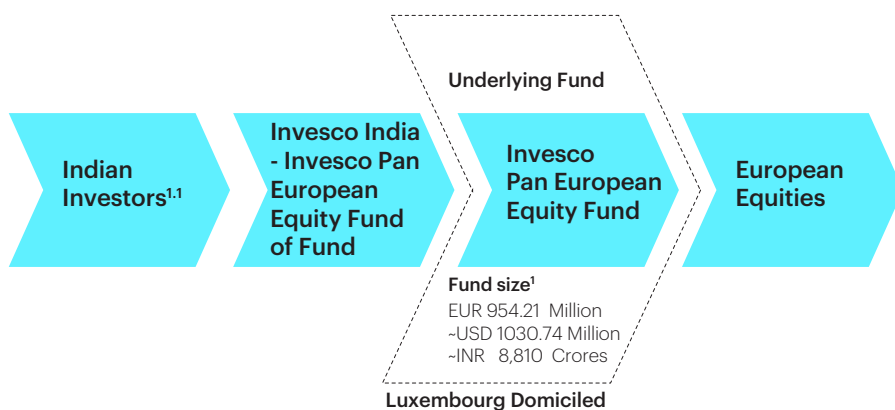


The investor will bear the recurring expenses of the Scheme, in addition to the expenses of the underlying scheme.

### Why investing overseas can make sense?

- **Diversification** - One of the ways to seek portfolio diversification is to invest across geographies. Investing in countries other than the home country can help to reduce the risk associated with the investment in a single country (risk is spread across companies, sectors and countries), and can also provide an opportunity to tap growth potential of different geographic regions.
- **Exposure to companies not available in India:** - Investors can gain exposure to world class companies having global presence and run by quality management companies.
- **Low correlation:** - Investing in low correlated assets helps to protect a portfolio from volatility and improves risk/reward characteristic of a portfolio. Historically, European equity markets have exhibited low correlation with Indian equity market and provide an opportunity for diversification.

### Invesco India - Invesco Pan European Equity Fund of Fund - Structure



<sup>1</sup>Source: Invesco as at March 31, 2025. 1 EUR = 1.08 USD; 1 USD = 85.4725 INR (Source: Bloomberg)

<sup>1</sup>Note: Kindly refer to Section - 'Who can Invest' in the Scheme Information Document for details.

### Underlying Fund Details - Invesco Pan European Equity Fund

- **Fund Managers:** John Surplice, Tim Marshall and James Rutland
- **Fund AuM:** EUR 954.21 Million (as of March 31, 2025)
- **Base Currency:** EUR
- **Market Cap Size:** Holdings typically range from EUR 1 bn to over EUR 50 bn. Flexibility to invest in companies with a market cap of less than EUR 1 bn
- **No. of Holdings:** 55 (as of March 31, 2025)
- **Investment Philosophy**
  - Active, valuation-led bottom-up investment approach with macro overlay
  - Strong emphasis on valuation, a key determinant of future returns
  - Long-term approach, typically with 3 to 5 year investment time horizon
  - No style bias, the fund tries to target the best mix of individual risk/reward opportunities at any point in time.

### Returns of Underlying Fund as on March 31, 2025

Invesco Pan European Equity Fund (in EUR)		
Period	Fund	Benchmark
1 year	0.10	6.85
3 years	6.79	8.39
5 years	13.91	13.51
10 years	3.31	5.61
Since Inception	4.25	4.76

**Past performance may or may not be sustained in future.** Source - Morningstar, data as at March 31, 2025. Performance of C Share Class. Fund- Invesco Pan European Equity Fund Benchmark - MSCI Europe Index - Net Total Return. Fund and Benchmark Performance figures are shown in Euro terms, inclusive of gross reinvested income and net of the annual management charge and all other fund expenses. Returns above 1 year are Compounded Annualised Growth Rate (CAGR).  
\*Fund's share class launch date August 9, 1999.

(As at March 31, 2025)

Top 10 Equity Holdings	% of Net Assets
UniCredit	3.7
Banco Santander	3.4
Total	3.2
Thales	3.0
Airbus	2.7
AstraZeneca	2.6
UPM-Kymmene	2.6
Banco Bilbao Vizcaya Argentaria	2.6
ArcelorMittal	2.4
Cie de Saint-Gobain	2.4

Sector Weightings (%)	Fund
Industrials	22.4
Financials	19.3
Materials	11.7
Health Care	11.2
Utilities	7.0
Information Technology	6.9
Energy	6.7
Consumer Staples	5.6
Others	7.2
Cash	1.9

Geographical Weightings (%)	Fund
France	23.8
United Kingdom	16.9
Germany	11.8
Netherlands	8.8
Spain	8.2
United States	6.1
Denmark	5.4
Italy	5.2
Others	12.0
Cash	1.9

Source: Invesco Factsheet. Fund: Invesco Pan European Equity Fund. Benchmark: MSCI Europe Index - Net Total Return. Holdings may change without notice. There is no guarantee that securities of the above mentioned sectors are currently held or will be held by Invesco funds in the future nor a recommendation to buy/sell/hold the securities. This should not be seen as an investment advice.

# Invesco India - Invesco Pan European Equity Fund of Fund

## Returns as on March 31, 2025

Period	Returns % (CAGR)			Value of Rs.10,000/- invested		
	Fund	Benchmark	Additional Benchmark	Fund	Benchmark	Additional Benchmark
		MSCI Europe Index ND	Nifty 50 TRI		MSCI Europe Index ND	Nifty 50 TRI
1 Year	4.64%	10.92%	6.65%	10,464	11,092	10,665
3 Years	10.41%	12.29%	11.77%	13,452	14,151	13,956
5 Years	15.96%	16.31%	23.72%	20,952	21,265	28,957
7 Years	6.93%	10.36%	14.16%	15,987	19,951	25,281
10 Years	6.01%	9.15%	12.08%	17,921	24,003	31,293
Since Inception (31 January, 2014)	5.16%	8.20%	14.24%	17,541	24,106	44,202

**Past Performance may or may not be sustained in future.** The performance details provided herein are of regular plan (non - Direct plan) – Growth Option. Different plans have different expense structure. For calculating returns since inception, NAV as on the date of allotment is taken as Rs. 10/-. Face Value per unit is Rs. 10/-. Returns 1 year and above are Compounded Annualized Growth Rate (CAGR). Fund Manager : Sagar Gandhi is managing since March 01, 2025.

For performance of direct plans please refer to latest factsheet on our website or click on the link: [www.invescomutualfund.com/fund-performance](http://www.invescomutualfund.com/fund-performance).

### Performance of other Schemes managed by the Fund Manager (As on March 31, 2025)

Fund	Fund Manager	1 Year		3 Years		5 Years		7 Years		10 Years	
		Fund	BM	Fund	BM	Fund	BM	Fund	BM	Fund	BM
Invesco India Infrastructure Fund - Growth	Amit Nigam, Sagar Gandhi^^	4.63%	1.33%	23.17%	29.13%	33.29%	40.73%	18.44%	16.94%	14.64%	14.48%
Invesco India - Invesco EQQQ NASDAQ-100 ETF Fund of Fund - Reg - Growth	Sagar Gandhi^^	8.77%	8.86%	-	-	-	-	-	-	-	-
Invesco India - Invesco Global Consumer Trends Fund of Fund - Reg - Growth	Sagar Gandhi^^	11.23%	5.59%	2.32%	7.72%	-	-	-	-	-	-
Invesco India - Invesco Global Equity Income Fund of Fund - Reg - Growth	Sagar Gandhi^^	13.42%	9.92%	15.20%	12.09%	19.97%	19.05%	11.87%	14.67%	10.03%	13.00%

**Past performance may or may not be sustained in future.** The performance details provided herein are of existing plan (non - direct plan) – Growth Option. Different plans have different expense structure. Face Value per unit is Rs. 10/-. Returns above 1 year are Compounded Annualised Growth Rate (CAGR). Benchmark Returns are calculated using Total Return variant of respective Benchmark Index (TRI). No. of schemes managed – Sagar Gandhi - 5. Fund Benchmark: Invesco India - Invesco EQQQ NASDAQ-100 ETF Fund of Fund - NASDAQ-100 Notional Index (Net Total Return); Invesco India - Invesco Global Consumer Trends Fund of Fund - MSCI World Consumer Discretionary Index- Net Total Return; Invesco Global Equity Income Fund of Fund - MSCI World Index - Net Total Return; Invesco India Infrastructure Fund - BSE India Infrastructure TRI. Fund Manager managing the scheme since: Invesco India - Invesco EQQQ NASDAQ-100 ETF Fund of Fund, Invesco India - Invesco Global Consumer Trends Fund of Fund, Invesco India - Invesco Global Equity Income Fund of Fund, Sagar Gandhi is managing since March 01, 2025 and Invesco India Infrastructure Fund - Amit Nigam - September 03, 2020 & Sagar Gandhi - March 01, 2025. Benchmark returns are calculated using total return variant of respective benchmark Index. For performance of direct plans please refer to latest factsheet on our website or click on the link: [www.invescomutualfund.com/fund-performance](http://www.invescomutualfund.com/fund-performance). ^The investor will bear the recurring expenses of the scheme, in addition to the expenses of underlying scheme. ^^Pursuant to the change in fund management responsibilities, Sagar Gandhi is managing since March 1, 2025

Name of The Instruments	% of Net Assets
Mutual Fund Units	98.58%
Overseas Mutual Fund Units	98.58%
Cash & Cash Equivalent	1.42%
Total	100.00%


**Invesco Asset Management (India)**

Invesco Asset Management (India) offers expertise across equity and fixed income investments, with a broad range of funds to suit your every investment need. Our aim is to provide best-in-class investment products across asset classes, regions and risk spectrum, with high standards of customer service.

**Invesco Limited – One of the world’s leading independent global investment management firms**

- US\$1.8 trillion in assets under management around the globe
- Specialised investment teams managing investments across a wide range of asset classes and investment styles
- More than 8,400 employees worldwide
- On-the-ground presence in more than 20 countries, serving clients in more than 120 countries

Source: AUM of \$1,846.0 billion, client-related data, investment professional and employee data as of December 31, 2024. AUM includes all assets under advisement, distributed and overseen by Invesco

 **Call 1800-209-0007**  
**sms ‘Invest’ to 56677**  
**[invescomutualfund.com](https://invescomutualfund.com)**

Follow us on



Distributed by:

ARN Code:

EUIN Code:

M:

E:

Address:

**The investor will bear the recurring expenses of the scheme, in addition to the expenses of underlying scheme.**  
**Disclaimer:** This information alone is not sufficient and shouldn't be used for the development or implementation of an investment strategy. It should not be construed as investment advice to any party. The readers should exercise due caution and/or seek independent professional advice before making any investment decision or entering into any financial obligation based on information, statement or opinion which is expressed herein. While utmost care has been exercised while preparing this document, Invesco Asset Management (India) does not warrant the completeness or accuracy of the information and disclaims all liabilities, losses and damages arising out of the use of this information.

**Mutual Fund investments are subject to market risks, read all scheme related documents carefully.**

**Key Facts**

**Investment Objective**

To generate capital appreciation by investing predominantly in units of Invesco Pan European Equity Fund, an overseas equity fund which invests primarily in equity securities of European companies with an emphasis on larger companies. The Scheme may, at the discretion of Fund Manager, also invest in units of other similar Overseas Mutual Funds with similar objectives, strategy and attributes which may constitute a significant portion of its net assets. There is no assurance that the investment objective of the Scheme will be achieved.

Asset Allocation		
Instruments	Indicative Allocation (% of Net Assets)	
	Minimum	Maximum
Shares of Invesco India - Invesco Pan European Equity Fund of Fund or other similar Overseas Mutual Funds**	95	100
Debt and money market securities other than infrastructure companies (including government and corporate debt) / Units of debt and liquid schemes of Invesco Mutual Fund	0	5
*Overseas Mutual Funds having similar objectives, strategy and attributes. ^Investors are requested to note that shares of Invesco Global Equity Income Fund or other similar Overseas Mutual Funds should be considered similar to units of the Fund. The Scheme does not intend to invest in Securitized Debt and in unrated debt instruments. The Schemes will not invest in debt instruments having Structured Obligations (SO Rating) / Credit Enhancements (CE Rating) and debt instruments having special features. Note: Additional Tier I bonds and Tier II bonds issued under Basel III framework are some of the examples of debt instruments with special features. The Scheme will not invest in derivatives. However, the Underlying Fund may invest in derivatives for effective portfolio management and hedging purposes. The Scheme will not engage in securities lending and short selling of securities. The Scheme shall make investments in foreign securities as per para 12.19.2.10 of SEBI master circular for Mutual funds dated June 27, 2024.		

**Plans/Options**

(Applicable to Direct Plan also) Growth, IDCW Payout & IDCW Reinvestment

Minimum Investment			
Lumpsum: Rs.1,000 and in multiples of Re.1 thereafter			
Systematic Investment Plan:			
Frequency	Months		Quarters
No. of Installments	12	6	4
Minimum Amount	Rs.500	Rs.1,000	Rs.1,500
And in multiples of Re.1 thereafter			

**Load Structure**

- Exit Load : • Nil - if upto 10% of Units allotted are redeemed / switched - out within 1 year from the date of allotment.
- 1% - for any redemption / switch - out in excess of 10% of units allotted within one year from the date of allotment.
  - Nil - if units are redeemed or switched - out after 1 year from the date of allotment.
- Switch between the Plans under the Scheme: Nil

**Fund Manager:** Sagar Gandhi^^

**Benchmark:** MSCI Europe Index-Net Total Return

Note - ^^Pursuant to the change in fund management responsibilities, Sagar Gandhi is managing since March 1, 2025