

The way we shop, interact and entertain ourselves has changed.



Now benefit from these changing trends.

## Invesco India - Invesco Global Consumer Trends Fund of Fund

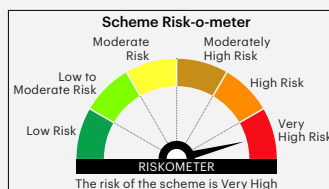
(An open ended fund of fund scheme investing in Invesco Global Consumer Trends Fund)

This product is suitable for investors who are seeking\*:

- Capital appreciation over long term
- Investment in units of Invesco Global Consumer Trends Fund, an overseas equity fund

\*Investors should consult their financial advisers if in doubt about whether the product is suitable for them.

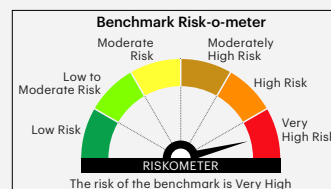
### SCHEME RISKOMETER



### SCHEME BENCHMARK

As per AMFI  
Tier 1 Benchmark i.e.  
**MSCI World Consumer Discretionary Index - Net Total Return**

### BENCHMARK RISKOMETER



The investor will bear the recurring expenses of the Scheme, in addition to the expenses of the underlying scheme.

The digital revolution has inspired a new age of convenience, breaking boundaries of business and flattening the world marketplace. It has transformed the way consumers across the globe shop, travel, spend their leisure time, and keep in touch with family and friends.

Bored?  
"Let's watch something on  
**Netflix**"



Enjoy playing video games & listening to music?  
"Let's get on **Sony**"

Heading some where?  
"Let's book an  
**Uber**"

Shopping?  
"Order it from  
**Amazon**"

Keep in touch with friends?  
"Use **Facebook**"

Companies that have embraced these changing consumer trends are today household names and continue to show great potential for growth in the future too. [Amazon](#), [Uber](#), [Electronic Arts](#), [Netflix](#), [Facebook](#), [Sony](#) are few examples of global brands that have benefited greatly from our discretionary spending habits and continue to gain popularity among consumers worldwide.

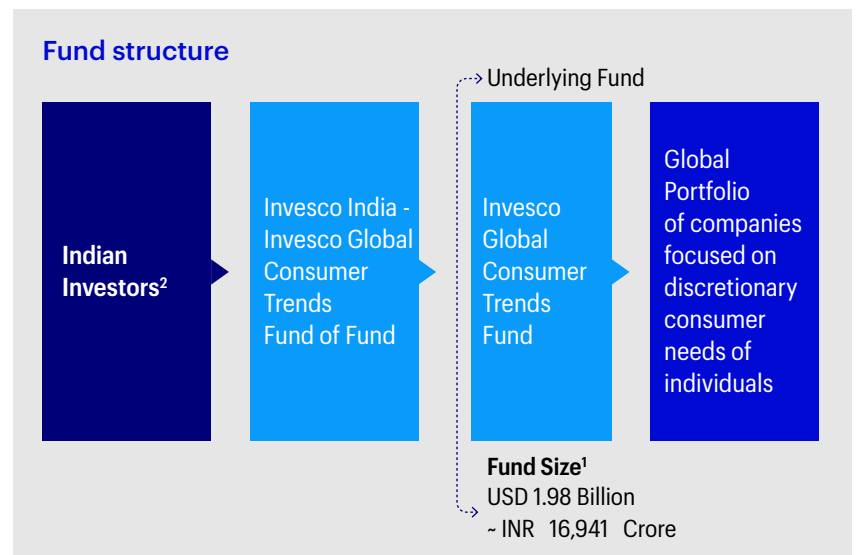
While we interact and enjoy the services of these global companies daily, we were unable to benefit as many of these companies are not listed on stock exchanges in India.

<sup>\*</sup>Refer Disclaimer

## Presenting Invesco India - Invesco Global Consumer Trends Fund of Fund.

The Fund invests 95% - 100% of its assets in shares of Invesco Global Consumer Trends Fund, a Luxembourg domiciled Invesco fund, which invests 70% - 100% in a global portfolio of equity securities of companies focused on discretionary consumer needs of individuals.

The underlying fund offers investors targeted exposure to global companies that may benefit from changed consumer trends, over the long term. The fund covers a wide range of investment themes - from ecommerce, entertainment, internet services, autonomous driving to active lifestyles. The fund managers of the underlying fund examine through all the trends to find companies, which the market is under appreciating in terms of their ability to gain a share of this discretionary demand and profit.



As at March 31, 2025. 1 USD = 85.4725 INR

<sup>1</sup>Source: Invesco, Morningstar Direct

<sup>2</sup>Note: Kindly refer to Section- 'Who can Invest ' in the Scheme Information Document for details.

<sup>\*</sup>Disclaimer: The stocks / companies referred to above are some of the companies which in our view have benefited due to change in pattern of discretionary spending of consumers and for illustration purpose only. There may be other stocks / companies also which may have benefited due to change in pattern of discretionary spending. It should not be construed as recommendations, advice to buy, sell or transact in any manner in these stocks / companies neither should it be considered as Research Report from Invesco Asset Management (India) Private Limited and/or Invesco Mutual Fund. It shouldn't be used for development or implementation of an investment strategy. The performance of above stocks should not be construed as performance of the Underlying Fund and in turn performance of the Scheme as the Underlying Fund's portfolio would be constituted of number of stocks having different weights and the individual stock may or may not give positive returns. Invesco Asset Management (India) Private Limited/Invesco Mutual Fund is not guaranteeing or promising or forecasting any return.

## Why consider investing in Overseas Funds?



### Exposure to businesses not available in India

Opportunity to invest in global companies/businesses, which are not available in India.



### Diversification

Geographical diversification allows the investor to spread the country risk and benefit from region's prospects. It can help to enhance portfolio performance as different markets perform differently.



### Low correlation

Given the low correlation of returns across countries, investing overseas can have a favourable effect on portfolio risk and return.



## About the Underlying Fund - Invesco Global Consumer Trends Fund

- 1. Flexible approach** - Flexible fund with a concentration towards companies that are expected to profit from changing consumer discretionary trends: currently eCommerce, digital media consumption, demographic shifts towards experiences over material goods or towards healthier lifestyles, and other global consumer durable and non-durable goods cycles.
- 2. Rigorous investment approach** - The team's investment approach is a bottom-up, research-driven process which enables them to narrow the field of stocks to identify those companies best able to capitalize on key themes driving consumer spending.
- 3. Experienced team** - The fund managers of underlying fund, Ido Cohen (lead) and Juan Hartsfield offer clients an average of 25 years' fund management experience.



## Outlook

- We see increased efficiency in AI as broadening the total addressable market for businesses and applications which may not have pursued AI due to cost. Further, the tech giants (Amazon, Alphabet, Meta, Microsoft) have announced further increases in AI cap ex spending despite recent DeepSeek news. We continue to believe the biggest impact to investors will come from AI application development.
- A second Trump presidency is likely to be beneficial for the U.S. equity market, given potential for lower corporate taxes and deregulation, but likely to increase trade friction. We believe his immigration policies may simultaneously put downward pressure on rents but upward pressure on labor markets.
- A soft-landing scenario seems achievable, though we still see mixed economic signals in many areas and will continue to watch the data closely.
- We are positive about the portfolio positioning today, which is more heavily focused on secular growers than cyclical areas. Many of the holdings have catalysts expected over the next year, including artificial intelligence product development progression and new consumer products being introduced.
- While there are multiple short-term scenarios, we believe a global slow-growth economy will dominate the next few years and that is an environment which typically rewards the innovative, organic growth companies that we embrace.

## Portfolio as on March 31, 2025

Name of The Instruments	% of Net Assets
<b>Overseas Mutual Fund Units</b>	<b>99.41%</b>
Invesco Global Consumer Trends Fund Accumulated S	99.41%
<b>Cash &amp; Cash Equivalent</b>	<b>0.59%</b>
<b>Total</b>	<b>100.00%</b>

## Underlying Fund Performance as on March 31, 2025

Period	USD Returns		INR Returns	
	Fund S-Acc shares	Benchmark	Fund S-Acc shares	Benchmark
1 year	3.56	2.13	6.13	4.67
3 years	-2.29	3.17	1.71	7.40
5 years	8.61	15.17	11.29	18.02
Since Inception	3.94	9.73	6.52	12.46

Fund - Invesco Global Consumer Trends Fund. Benchmark - MSCI World Consumer Discretionary Index- Net Total Return. SI- Since inception. **Past performance may or may not be sustained in future** and that it should not be considered as a basis for comparison with other investments. Returns for more than one year are Compounded Annualized Growth Rate (CAGR). Inception date: S share class – 8<sup>th</sup> November, 2018. The performance shown does not take account of the commissions and costs incurred on the issue and redemption of units. Sources: Invesco, Morningstar, Lipper Inc. as at January 31, 2025. An investment cannot be made directly in an index. Performance reflects reinvestment of dividends. Performance figures are shown in USD and INR for share class S. The figures do not reflect the entry charge paid by individual investors.

**Note:** 1. Underlying Fund offers various share classes. Each share class has different expense ratio and different minimum amount for investments. The portfolio of Underlying Fund for all the share classes is common. Currently the Scheme invests in Share Class S. 2. For USD/INR conversion, the source is "Reuters WM 4pm UK time"  
**Disclaimer:** For calculating returns of Underlying Fund in INR terms, USD / INR currency conversion rate prevailing as on the respective date is considered for conversion of NAVs of Underlying Fund as well as conversion of index values. The difference in returns (in % terms) of Underlying Fund in USD and INR over different time periods is largely attributable to movement of USD vis-à-vis INR. There is no guarantee that similar trend of movement in currency exchange rates of USD vis-à-vis INR will continue in future. The returns of Underlying Fund in INR terms should not be construed as returns of the Scheme as recurring expenses will be also be charged to the Scheme and Scheme may not be fully invested in Underlying Fund at all points of time. The Scheme may invest in Underlying Fund in different points of time and there is no assurance or guarantee that the Scheme will always be able to capture favorable currency exchange rates while investing in the Underlying Fund.

Underlying Fund Portfolio Holdings (As on March 31, 2025)

Top 10 Equity Holdings	% of Net Assets	Sector Weighting (%)	Fund	Geographical Weightings (%)	Fund
Tesla	10.3	Entertainment	21.6	United States	77.5
Amazon	10.2	Hotels, Restaurants & Leisure	18.0	Brazil	5.5
Meta Platforms 'A'	9.8	Broadline Retail	15.7	Singapore	4.0
MercadoLibre	5.5	Interactive Media & Services	12.3	Netherlands	3.7
Netflix	5.1	Automobiles	10.3	Japan	3.1
Nvidia	4.6	Software	7.3	Sweden	3.0
Booking	4.2	Semiconductors & semiconductor equipment	7.1	Canada	2.2
DraftKings	4.2	Diversified Consumer Services	2.9	United Kingdom	1.9
Sea ADR	4.0	Others	7.2	Others	1.4
Nebius	3.7	Cash	-2.2		

Source: Invesco. Holdings may change without notice. There is no guarantee that above mentioned securities are currently held or will be held by Invesco funds in the future nor a recommendation to buy/sell/hold the securities. This should not be seen as an investment advice

Returns as on March 31, 2025

Period	Fund	Returns % (CAGR)		Fund	Value of Rs.10,000/-invested	
		Benchmark MSCI World Consumer Discretionary Index ND Total Return	Addi. Benchmark Nifty 50 TRI		Benchmark MSCI World Consumer Discretionary Index ND Total Return	Addi. Benchmark Nifty 50 TRI
1 Year	11.23%	5.59%	6.65%	11,123	10,559	10,665
3 Years	2.32%	7.72%	11.77%	10,710	12,494	13,956
"Since Inception (24 December, 2020)"	-3.55%	7.85%	14.75%	8,573	13,796	17,973

Performance of other Schemes managed by the Fund Manager (As on March 31, 2025)											
Fund	Fund Manager	1 Year		3 Years		5 Years		7 Years		10 Years	
		Fund	BM	Fund	BM	Fund	BM	Fund	BM	Fund	BM
Invesco India Infrastructure Fund - Growth	Amit Nigam, Sagar Gandhi*	4.63%	1.33%	23.17%	29.13%	33.29%	40.73%	18.44%	16.94%	14.64%	14.48%
Invesco India - Invesco EQQQ NASDAQ-100 ETF Fund of Fund - Reg - Growth	Sagar Gandhi*	8.77%	8.86%	-	-	-	-	-	-	-	-
Invesco India - Invesco Global Equity Income Fund of Fund - Reg - Growth	Sagar Gandhi*	13.42%	9.92%	15.20%	12.09%	19.97%	19.05%	11.87%	14.67%	10.03%	13.00%
Invesco India - Invesco Pan European Equity Fund of Fund - Reg - Growth	Sagar Gandhi*	4.64%	10.92%	10.41%	12.29%	15.96%	16.31%	6.93%	10.36%	6.01%	9.15%

Past performance may or may not be sustained in future. The performance details provided herein are of existing plan (non - direct plan) – Growth Option. Different plans have different expense structure. Face Value per unit is Rs. 10/- . Returns above 1 year are Compounded Annualised Growth Rate (CAGR). Benchmark Returns are calculated using Total Return variant of respective Benchmark Index (TRI). No. of schemes managed – Sagar Gandhi - 05. Fund Benchmark: Invesco India - Invesco EQQQ NASDAQ-100 ETF Fund of Fund - NASDAQ-100 Notional Index (Net Total Return); Invesco India – Invesco Global Consumer Trends Fund of Fund – MSCI World Consumer Discretionary Index Net Total Return; ; Invesco Global Equity Income Fund of Fund – MSCI World index - Net Total Return; Invesco India Infrastructure Fund - BSE India Infrastructure TRI. Fund Manager managing the scheme since: Invesco India - Invesco EQQQ NASDAQ-100 ETF Fund of Fund, Invesco India - Invesco Pan European Equity Fund of Fund, Invesco India - Invesco Global Equity Income Fund of Fund, Sagar Gandhi is managing since March 01, 2025 and Invesco India Infrastructure Fund - Amit Nigam - September 03, 2020 & Sagar Gandhi - March 01, 2025. Benchmark returns are calculated using total return variant of respective benchmark Index. For performance of direct plans please refer to latest factsheet on our website or click on the link: [www.invescomutualfund.com/fund-performance](http://www.invescomutualfund.com/fund-performance). ^The investor will bear the recurring expenses of the scheme, in addition to the expenses of underlying scheme. \*Pursuant to the change in fund management responsibilities, Sagar Gandhi is managing since March 1, 2025.

## Key Facts

### Investment Objective

To provide long-term capital appreciation by investing predominantly in units of Invesco Global Consumer Trends Fund, an overseas fund which invests in an international portfolio of companies predominantly engaged in the design, production or distribution of products and services related to the discretionary consumer needs of individuals. There is no assurance that the investment objective of the Scheme will be achieved.

Asset Allocation		
Instruments	Indicative Allocation (% of Net Assets)	
	Minimum	Maximum
Shares of Invesco Global Consumer Trends Fund^	95	100
Debt and money market securities / Units of debt and liquid schemes of Invesco Mutual Fund	0	5
^Investors are requested to note that shares of Invesco Global Consumer Trends Fund should be considered similar to units of the Fund. The scheme does not intend to invest in Securitized Debt and in unrated debt instruments. The Scheme will not invest in debt instruments having Structured Obligations / Credit Enhancements.		

**Plans/Options** (Applicable to Direct Plan also) Growth, IDCW Payout & IDCW Reinvestment (if dividend payable under dividend option is equal or less than Rs. 100/- then the dividend would be compulsorily reinvested)

Minimum Investment			
<b>Lumpsum:</b> Rs.1,000 and in multiples of Re.1 thereafter			
<b>Systematic Investment Plan:</b>			
Frequency	Months		Quarters
No. of Installments	12	6	4
Minimum Amount	Rs.500	Rs.1,000	Rs.1,500
And in multiples of Re.1 thereafter			

### Load Structure

**Exit Load** : • Nil - if upto 10% of units allotted are redeemed/switched out within 1 year from the date of allotment  
• 1% - for any redemption / switch out in excess of 10% of units allotted within one year from the date of allotment  
• Nil - If units are redeemed/switched out after 1 year from the date of allotment  
Switch between the Plans under the Scheme: Nil

**Fund Managers:** Mr. Sagar Gandhi\*


**Benchmark:** MSCI World Consumer Discretionary Index - Net Total Return

IDCW : Income distribution cum capital withdrawal

IDCW Payout : Payout of income distribution cum capital withdrawal option

IDCW Reinvestment : Reinvestment of income distribution cum capital withdrawal option

Note - \*Pursuant to the change in fund management responsibilities, Sagar Gandhi is managing since March 1, 2025

 **Call 1800-209-0007**  
**sms 'Invest' to 56677**  
**invescomutualfund.com**

Follow us on



Distributed by:

ARN Code:

EUIN Code:

M:

E:

Address:

### Invesco Asset Management (India)

Invesco Asset Management (India) offers expertise across equity and fixed income investments, with a broad range of funds to suit your every investment need. Our aim is to provide best-in-class investment products across asset classes, regions and risk spectrum, with high standards of customer service.

### Invesco Limited – One of the world's leading independent global investment management firms

- US\$1.8 trillion in assets under management around the globe
- Specialised investment teams managing investments across a wide range of asset classes and investment styles
- More than 8,400 employees worldwide
- On-the-ground presence in more than 20 countries, serving clients in more than 120 countries

Source: AUM of \$1,846.0 billion, client-related data, investment professional and employee data as of December 31, 2024. AUM includes all assets under advisement, distributed and overseen by Invesco

The investors will bear the recurring expenses of the scheme, in addition to the expenses of the underlying scheme.

**Disclaimer:** This information alone is not sufficient and shouldn't be used for the development or implementation of an investment strategy. It should not be construed as investment advice to any party. The readers should exercise due caution and/or seek independent professional advice before making any investment decision or entering into any financial obligation based on information, statement or opinion which is expressed herein. While utmost care has been exercised while preparing this document, Invesco Asset Management (India) does not warrant the completeness or accuracy of the information and disclaims all liabilities, losses and damages arising out of the use of this information.

**Mutual Fund investments are subject to market risks, read all scheme related documents carefully.**