

You can't imagine a world without technology.

What about your portfolio?

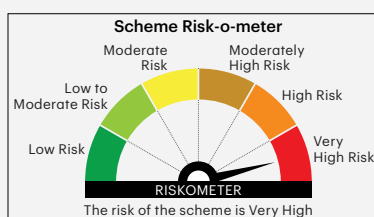
Presenting **Invesco India Technology Fund**

(An open ended equity scheme investing in
technology and technology related sectors)

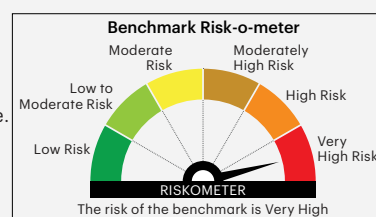
This product is suitable for investors who are seeking*:

- Capital appreciation over long term
- Investment predominantly in equity and equity-related instruments of companies engaged in the technology and technology related sectors.

***Investors should consult their financial advisers if in doubt about whether the product is suitable for them.**



As per AMFI
Tier 1 Benchmark i.e.
Nifty IT TRI



Technology is redefining the way we work, communicate and do business. Businesses are embracing newer technologies like Cloud Computing, Generative Artificial intelligence (AI), Robotics, etc. to navigate the fast-changing business landscape.

India's tech industry is also making strides in innovation and transformation to help boost economic growth. The sector has demonstrated resilience despite global uncertainty and slowdown. Further, it is gaining strength on the back of stable revenue growth, strong deal momentum, cost competitiveness, high return ratios, healthy cashflows & dividend payouts, and supportive government initiatives.

It's time to power your portfolio with Technology and aim to build wealth for the future.



Presenting

Invesco India Technology Fund



Investment Framework & Strategy



The fund aims to achieve long-term capital appreciation by investing in a diversified portfolio of equity and equity-related instruments, **focusing on technology-centric and technology-dependent companies**



A combination of top-down and bottom-up approaches to identify high-growth companies at the forefront of technological innovation, with a focus on **transformative sectors** like automation, AI, cloud computing, and digital adoption



Investments across market capitalization, **balancing large-cap stability with mid-cap growth and small-cap potential**

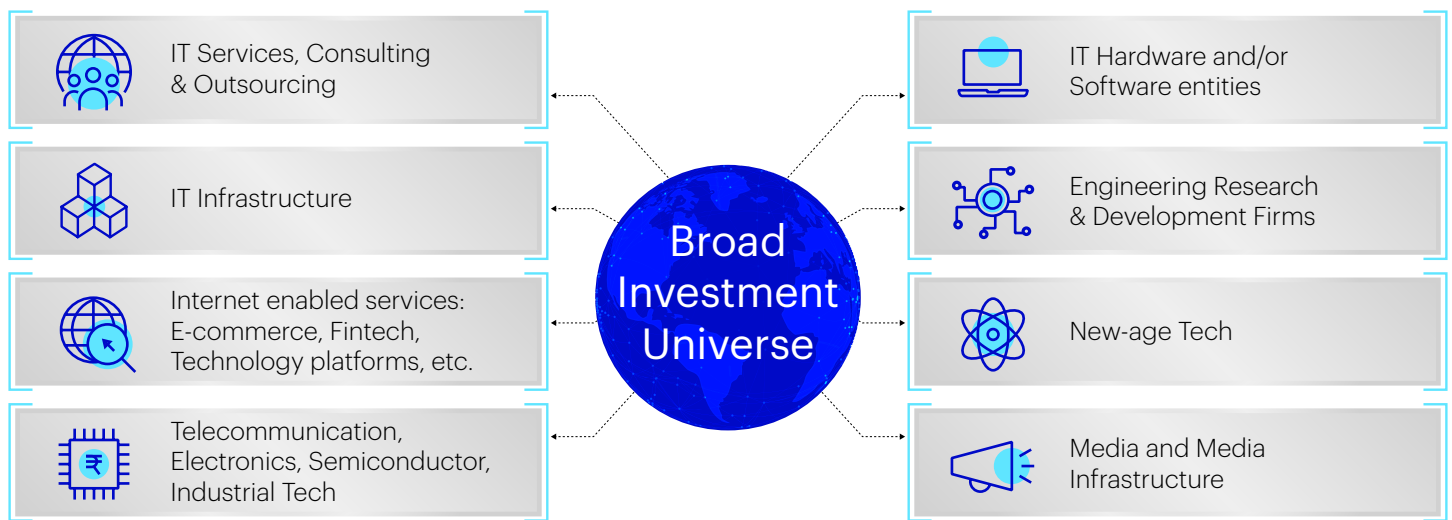


Target investments in India's digital transformation alongside global technology leaders and innovators¹



Diversified exposure with a strong risk management framework

¹Note - The Scheme will not invest in Overseas securities / Overseas ETFs during a period of six months from the date of closure of New Fund Offer. On an ongoing basis, the Scheme may make investments in overseas securities (i.e. ADRs, GDRs etc.) upto the available limit at the Fund level. Investments in Overseas ETFs is temporarily suspended and will be allowed once the communication is received from SEBI / AMFI.



Disclaimer: The sectors mentioned above are some of the sectors related to technology sector and is not an exhaustive list comprising of technology and technology related sectors. The sectors referred above should not be construed as recommendations, advice to buy, sell or in any manner transact in the sector and neither should it be considered as Research Report from Invesco Asset Management (India) Private Limited and/or Invesco Mutual Fund. The Scheme may or may not have any future positions in these sectors.

Why invest?

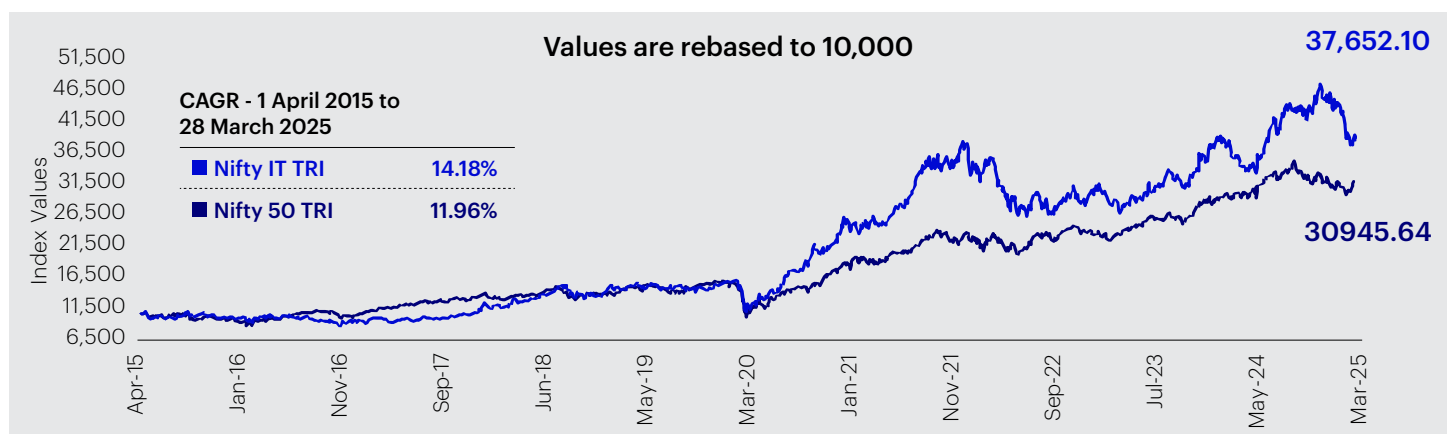
After witnessing two challenging years, the IT industry is poised for a revival, supported by an improving global economic environment and the prospect of a more favorable interest rate climate. An early exposure to the IT sector presents a unique opportunity to capitalize on potential earnings upgrades.

Key reasons driving the revival in IT sector-

- 1. Reducing interest rate environment** - Major Central Banks including US have already started to cut interest rates and are expected to ease further. As rate cut unfolds, the IT sector is expected to benefit from improving business sentiment and rise in discretionary spending.
- 2. Strong Deal Momentum** - The deals pipeline remains robust, indicating sustained business activity
- 3. Digitalization** - Digital consumption is growing at a breakneck speed and will play a crucial role in driving growth for IT companies
- 4. Valuations** - Valuations have corrected from its peak and earnings have bottomed out.



Nifty IT vs. Nifty 50 performance



Source – NSE, Internal. Data as on March 28, 2025

CAGR – Compounded Annual Growth Rate


Past performance may or may not be sustained in future. Performances based on Total Return Index (TRI) indices. Returns shown are CAGR.

Disclaimer - The above chart shows the performance of Nifty IT TRI (sector index) and Nifty 50 TRI (broader index) for the past 10 years i.e. from 01 April 2015 to 28 March 2025 and should not be construed as performance of the Scheme. The same is for illustration purpose only and shouldn't be used for the development or implementation of an investment strategy. It should not be construed as recommendations, advice to buy, sell or in any manner transact and neither should it be considered as Research Report from Invesco Asset Management (India) Private Limited (IAMI) and/or Invesco Mutual Fund (IMF). It should not be construed as a promise on minimum returns and safeguard of capital. IAMI/IMF is not guaranteeing or promising or forecasting any returns.

As on March 31, 2025

Top 10 Equity Holdings	% of Net Assets
Infosys Limited	13.92%
Tata Consultancy Services Limited	10.77%
Bharti Airtel Limited	7.84%
Persistent Systems Limited	6.04%
Coforge Limited	5.49%
PB Fintech Limited	4.63%
Zomato Limited	4.43%
Brainbees Solutions Ltd	3.85%
Tata Elxsi Limited	3.74%
Info Edge (India) Limited	3.73%

Top 10 Sectors	% Weightage
IT - Software	46.87%
Retailing	17.55%
Telecom - Services	7.84%
Electrical Equipment	4.87%
Financial Technology (Fintech)	4.63%
Capital Markets	4.10%
Healthcare Services	3.40%
Consumer Durables	2.85%
Industrial Manufacturing	2.07%
IT - Services	1.31%

 **Call 1800-209-0007**
sms 'Invest' to 56677
[invescomutualfund.com](https://www.invescomutualfund.com)

Follow us on



Distributed by:

ARN Code:

EUIN Code:

M:

E:

Address:

Key Facts

Investment Objective

To generate capital appreciation by investing in equity and equity related instruments of companies in the technology and technology related sectors, companies focused on driving transformative innovations across technology, automation, robotics, artificial intelligence, cloud computing and other technology companies including those benefitting from the increased digital adoption.

There is no assurance that the investment objective of the Scheme will be achieved

Asset Allocation

Instruments	Indicative Allocation (% of Net Assets)	
	Minimum	Maximum
Equity and Equity related instruments of companies in technology and technology related sectors including those benefitting from increased digital adoption	80%	100%
Other equity & equity related instruments	0%	20%
Debt & Money Market Instruments	0%	20%
Units issued by REITs and InvITs	0%	10%

Plans²/Options: Regular Plan and Direct Plan

- Growth Option
- Income Distribution cum Capital Withdrawal (IDCW) option
 - IDCW Payout
 - IDCW Reinvestment

(If IDCW under payout of IDCW is equal to or less than Rs.100/- then the IDCW would be compulsorily reinvested in the respective plan/option of the scheme)

Minimum Investment

Lumpsum: Rs.1,000 and in multiples of Re.1 thereafter

Systematic Investment Plan:

Frequency	Months		Quarters
No. of Installments	12	6	4
Minimum Amount	Rs.500	Rs.1,000	Rs.1,500
And in multiples of Re.1 thereafter			

Exit Load³: For each purchase of units through Lumpsum / Switch-in / Systematic Investment Plan (SIP)/ Systematic Transfer Plan (STP) and IDCW Transfer Plan exit load will be as follows:

- If units are redeemed/switched-out on or before 3 months from the date of allotment: 0.50%
 - If units are redeemed/switched-out after 3 months: Nil
- Switch between the Plans under the Scheme: Nil

Fund Managers: Mr. Hiten Jain and Mr. Aditya Khemani

Benchmark: Nifty IT TRI

²Direct Plan will have a lower expense ratio excluding distribution expenses, commission for distribution of Units etc.

³Exit Load charged, if any, will be credited back to the scheme, net of Goods & Services Tax.

Invesco Asset Management (India)

Invesco Asset Management (India) offers expertise across equity and fixed income investments, with a broad range of funds to suit your every investment need. Our aim is to provide best-in-class investment products across asset classes, regions and risk spectrum, with high standards of customer service.

Invesco Limited – One of the world’s leading independent global investment management firms

- US\$1.8 trillion in assets under management around the globe
- Specialised investment teams managing investments across a wide range of asset classes and investment styles
- More than 8,400 employees worldwide
- On-the-ground presence in more than 20 countries, serving clients in more than 120 countries

Source: AUM of \$1,846.0 billion, client-related data, investment professional and employee data as of December 31, 2024. AUM includes all assets under advisement, distributed and overseen by Invesco

Disclaimer: This information alone is not sufficient and shouldn't be used for the development or implementation of an investment strategy. It should not be construed as investment advice to any party. The readers should exercise due caution and/or seek independent professional advice before making any investment decision or entering into any financial obligation based on information, statement or opinion which is expressed herein. While utmost care has been exercised while preparing this document, Invesco Asset Management (India) does not warrant the completeness or accuracy of the information and disclaims all liabilities, losses and damages arising out of the use of this information.

Mutual Fund investments are subject to market risks, read all scheme related documents carefully.