Invesco Mutual Fund

Presenting

Invesco India Financial Services Debt Fund

NFO Period
25 Nov - 7 Dec, 2026



A world of Debt Opportunities across Financial Services

SEBI Registered Name - Invesco Mutual Fund | SEBI Registration Number - MF/052/06/01

Invesco India Financial Services Debt Fund
(An open ended debt scheme investing in financial services sector. A moderate interest rate risk and moderate credit risk)

This product is suitable for investors who are seeking*:

- Income over short to medium term
- Investments predominantly in debt & debt related instruments issued by companies in financial services sector.

***Investors should consult their financial advisers if in doubt about whether the product is suitable for them.**

Scheme Risk-o-meter

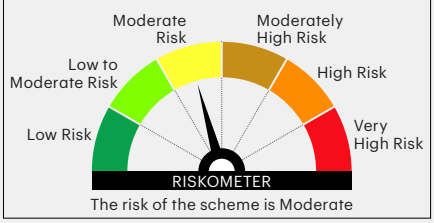

The risk of the scheme is Moderate

As per AMFI Tier 1 Benchmark i.e. **Crisil Financial Services Short Term Debt Index**

Benchmark Risk-o-meter

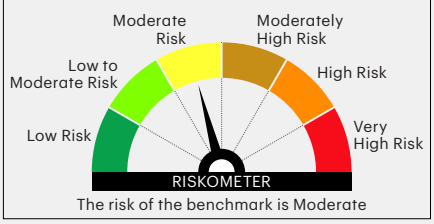

The risk of the benchmark is Moderate

Note: The above product labelling assigned during the New Fund Offer (NFO) is based on internal assessment of the scheme characteristics or model portfolio and the same may vary post NFO when the actual investments are made.

India's financial sector has strengthened considerably over the past decade, marked by improving asset quality, healthy capital buffers and steady profitability. Over the past few years, Banks and NBFCs have strengthened their balance sheets, leading to a significant expansion in AAA & AA+ rated issuers. Given the robust fundamentals and improving credit metrics, presents a case for a dedicated financial-sector debt strategy.



Presenting

Invesco India Financial Services Debt Fund

A dedicated financial sectoral debt fund, offering an exposure across the sector, enabling investors to capture the full yield opportunity beyond the sector and sub-sector limits applicable to traditional debt funds.

Why invest now?

1. Financial sector exhibits strong asset quality, capital strength and credit resilience

NBFCs asset quality is now at a decadal best with GNPA / NNPA down to 2.4% / 0.8% (Mar-26) from a peak of 6.5% / 4.1% (Mar-17)

Banks and NBFCs continue to maintain strong capital positions, with NBFCs reporting a CRAR of 24.6% and gearing of ~3.2x (Mar-26), while Banks have a healthy CET-1 ratio of 15.3%.

Credit profile continues to strengthen, with rating upgrades outpacing downgrades since Apr-20 and no downgrades reported since Apr-25 (for NBFCs rated AA and above). Reflecting this improvement, the number of AA-and-above rated NBFC issuers has nearly doubled from 72 to 134.

NBFC: Non-Banking Financial Services, GNPA: Gross Non-Performing Assets. NNPA: Net Non-Performing Assets, CRAR: Capital to Risk weighted Assets Ratio, CET-1: Common Equity Tier 1.
Source: RBI, Crisil, ICRA

2. Robust internal credit selection framework

Our proprietary economic capital framework gives us an edge in credit selection by looking beyond conventional leverage metrics and enabling more conservative internal ratings, resulting in sharper security selection and pricing

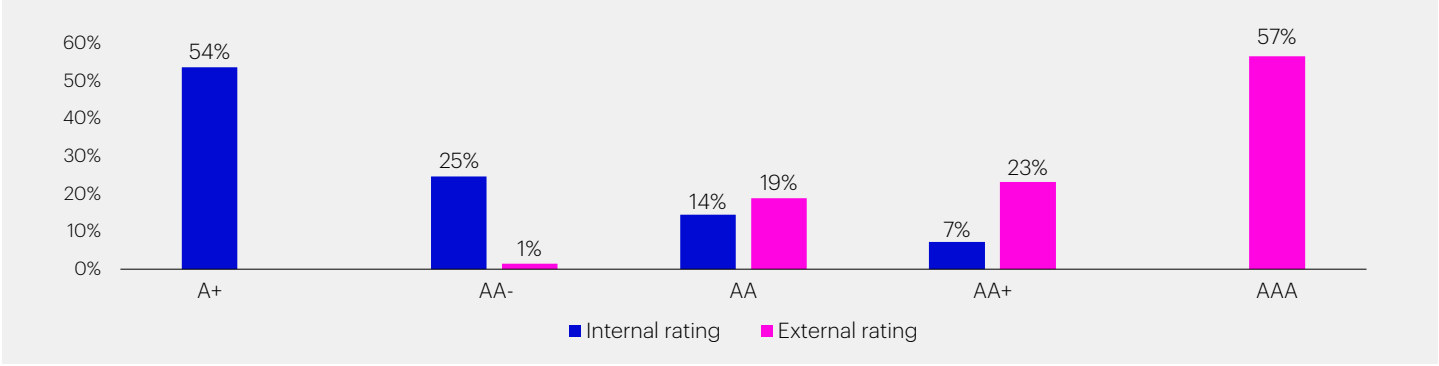

Source: Rating agencies/ Invesco Asset Management (India)

3. Expanding universe of financial sector companies

Financial sector bonds combine market scale, a growing universe of high-quality issuers and deep secondary market liquidity, creating a large and diversified opportunity set for active portfolio construction

Financial sector bonds account for nearly half of the corporate bond outstanding

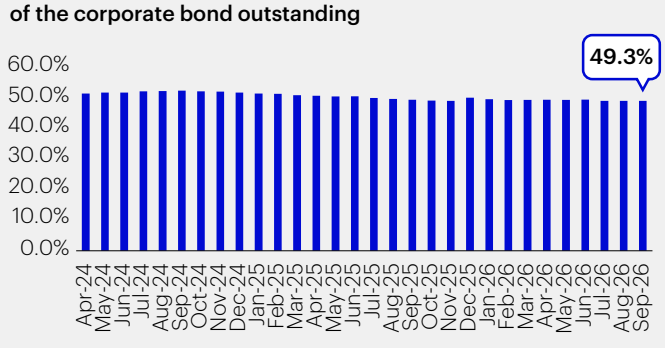

Contributes ~25%-30% of secondary market volume

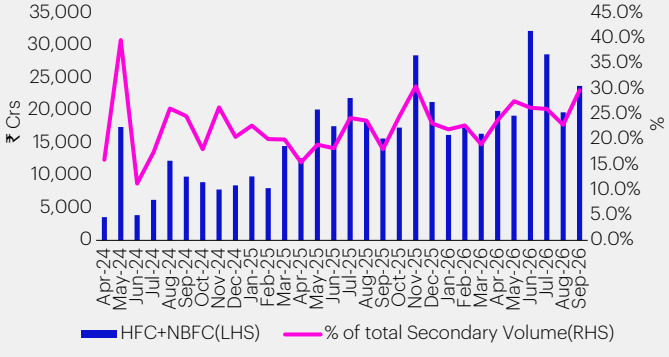

Issuance by Private Financial Sector Entities rated AA+ and AAA

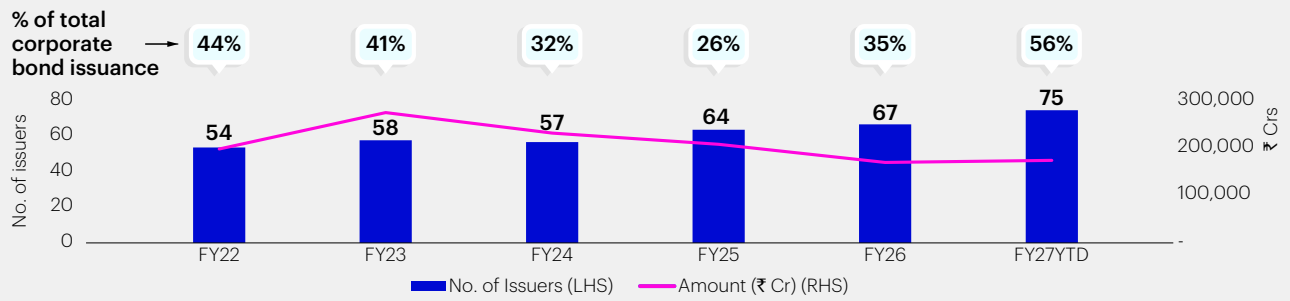

HFC: Housing Finance Companies
Source: Bloomberg, RBI, Taurus Finsec. Date: 30 September 2026

4. Financial sector bonds provide attractive carry advantage

NBFC & PFIs are offering much higher carry over PSUs

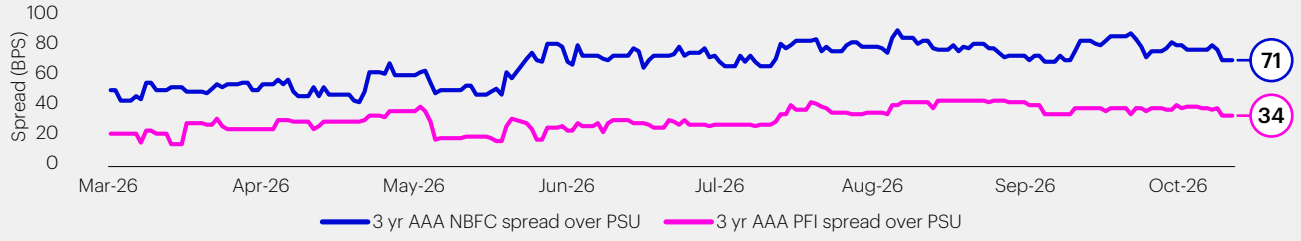

PSU: Public Sector Undertaking, PFI: Public Financial Institutions.
Source: Crisil, ICRA valuation.
Disclaimer: The purpose of the above charts is to show the spread between NBFC, PFI and PSU bonds. The information alone is not sufficient and shouldn't be used for the development or implementation of an investment strategy. It should not be construed as investment advice to any party.

Our portfolio positioning:

The scheme will be **actively managed** through continuous credit monitoring with the flexibility to exit or reposition through a liquid secondary market

The scheme will **hold at least 10%** of net assets in liquid assets, as required by SEBI

The scheme will invest a **minimum 80%** of net assets in corporate bonds rated AA+ & above and money-market instruments rated A1+ issued by entities within the financial services sector, across the duration spectrum.

Investments will be made following a detailed assessment of the **liquidity, rates and the state of the credit market**

The scheme is categorized under **potential risk class B-II,** reflecting moderate exposure to both interest rate and credit risks

The investment team will follow a rigorous and in-depth credit **evaluation of the debt and money market instruments**

Note: The above positioning is based on our current views & market conditions and are subject to change from time to time.

Broad portfolio construct:

Intended Portfolio Duration
Fund aims to position its portfolio duration between that of Ultra Short to Short Term Fund and Short Term Fund categories
Macaulay duration of the portfolio is likely to be between 1 to 1.5 years

Rating Break Up	
Sovereign	10%
AAA	75%-80%
AA+	10%-15%

Sector Break Up	
Private Financial Sector	75%
Public Financial Institutions	15%
Sovereign	10%

Source: Invesco Asset Management (India).
Note: The above positioning is based on our current views & market conditions and are subject to change from time to time.
Disclaimer: The information provided herein may include statements/data of future expectations that are based on current views and assumptions and involves known and unknown risks and uncertainties that could cause actual results, performance or events to differ materially from those expressed or implied. The above data is for illustration purpose only. The information alone is not sufficient and shouldn't be used for the development or implementation of an investment strategy.

Key Facts

Type of scheme
An open ended debt scheme investing in financial services sector. A moderate interest rate risk and moderate credit risk.

Investment Objective
To generate income by investing predominantly in debt & debt related instruments issued by companies in the financial services sector across duration. There is no assurance that the investment objective of the Scheme will be achieved.

Asset Allocation^^
Under normal circumstances the asset allocation pattern will be:

Type of Instruments	Indicative Allocation (% of Total Assets)	
	Minimum	Maximum
Debt & debt related instruments, issued by companies in the financial services sector across duration^	80	100
Debt* & debt related instruments, Money market instruments issued by companies other than in the financial services sector	0	20
Units issued by InVITs	0	10

^Only AA+ & above rated corporate bonds and A1+ rated money market instruments.
*Includes government securities.

Plans@/ Options (Applicable to Direct Plan also)
Regular Plan and Direct Plan
- Growth Option
- Income Distribution cum Capital Withdrawal Option (IDCW)
  - IDCW Payout option- Weekly, Monthly, Discretionary
  - IDCW Reinvestment option- Daily, Weekly, Monthly, Discretionary

(If IDCW under IDCW Payout option is equal to or less than ₹100/- then the IDCW would be compulsorily reinvested in the respective plan/option of the scheme)

Minimum Application Amount (During NFO and ongoing basis)
₹1,000/- per application and in multiples of ₹1 thereafter.

For Systematic Investment Plan (SIP):

Frequency	Monthly	Quarterly
No. of Installments	6	4
Minimum Amount	₹1,000	₹2,000
	And in multiples of ₹1 thereafter	

Load Structure: Exit Load#: Nil

Fund Manager: Vikas Garg & Gaurav Jakhotia

Benchmark: Crisil Financial Services Short Term Debt Index

@Direct Plan will have a lower expense ratio excluding distribution expenses, commission for distribution of Units etc.

#Exit Load changed, if any, will be credited back to the scheme, net of Goods & Services Tax. IDCW: Income Distribution cum Capital Withdrawal

^^Note: As required by para 5.7 of SEBI Master Circular dated March 20, 2026, the Scheme shall hold at least 10% of its net assets or such other percentage as calculated in accordance with AMFI Best Practices Circular dated July 24, 2021, whichever is higher, in eligible assets to meet liquidity requirements. Accordingly, as per para 5.7.2.(b) of SEBI Master Circular dated March 20, 2026 for asset allocation limits, the base shall be considered as net assets excluding the extent of minimum stipulated eligible assets. Thus, when the Scheme is required to hold 10% of it's net assets in eligible assets, then minimum allocation to debt & debt related instruments issued by companies in the financial services sector across duration will be 72% and maximum allocation will be 90%.

Potential Risk Class Matrix			
Credit Risk → / Interest Rate Risk ↓	Relatively Low (Class A)	Moderate (Class B)	Relatively High (Class C)
Relatively Low (Class I)			
Moderate (Class II)		**B-II**	
Relatively High (Class III)			

Call 1800-209-0007
invescomutualfund.com

Follow us on

Distributed by:

ARN Code:

EUIN Code:

M:

E:

Address:

Disclaimer: The views expressed and information alone in the document are not sufficient and shouldn't be used for the development or implementation of an investment strategy. It should not be construed as investment advice to any party. All figures, charts/graphs and data included in this presentation are as on date and are subject to change without notice. The statements contained herein are based on our current views and involve known/unknown risks and uncertainties that could cause actual results, performance or events to differ materially from those expressed or implied in such statements. The data used in this presentation is obtained by Invesco Asset Management (India) Private Limited from the sources which it considers reliable. While utmost care has been exercised while preparing this presentation, Invesco Asset Management (India) Private Limited does not warrant the completeness or accuracy of the information and disclaims all liabilities, losses and damages arising out of the use of this information. The content of this presentation is intended solely for the use of the addressee. If you are not the addressee or the person responsible for delivering it to the addressee, any disclosure, copying, distribution or any action taken or omitted to be taken in reliance on it is prohibited and may be unlawful. The recipient(s) before acting on any information herein should make his/their own investigation and seek appropriate professional advice.

Mutual Fund investments are subject to market risks, read all scheme related documents carefully.