

We see more than
meets the eye.

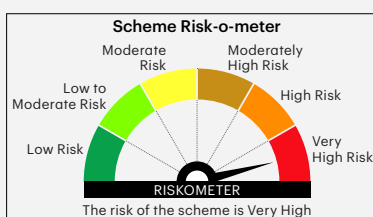
Invesco India Contra Fund

(An open ended equity scheme following contrarian investment strategy)

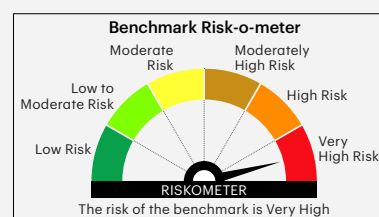
This product is suitable for investors who are seeking*

- capital appreciation over long-term
- investments predominantly in equity and equity related instruments through contrarian investing.

***Investors should consult their financial advisers if in doubt about whether the product is suitable for them.**



As per AMFI
Tier 1 Benchmark i.e.
BSE 500 TRI



We often miss out on good opportunities only because we can't see them. Invesco India Contra Fund, backed by in-depth research and expertise, helps identify such hidden investment opportunities. The fund selects companies that have sound fundamentals and the potential to grow in the long-term.
Look beyond the surface and invest for the future.



Investment Strategy and Portfolio Construction Guidelines

- Invests across market capitalization
- The fund has a contrarian bias
- Preference for companies which are in a turnaround phase and trading below fundamental value
- The fund will also look at Growth companies at attractive valuations and the companies which can be beneficiaries of business upcycle
- Active overweight/underweight sector positions w.r.t. benchmark
- Buying of the stock is necessarily 'contrarian' and 'value' biased, with the endeavour to keep the 'value' component at least 60% of the portfolio.

Returns as on March 31, 2025

Period	Returns % (CAGR)			Value of Rs.10,000/- invested		
	Fund	Benchmark BSE 500 TRI	Additional Benchmark Nifty 50 TRI	Fund	Benchmark BSE 500 TRI	Additional Benchmark Nifty 50 TRI
1 Year	14.04%	5.96%	6.65%	11,404	10,596	10,665
3 Years	18.03%	13.77%	11.77%	16,429	14,717	13,956
5 Years	27.75%	26.33%	23.72%	33,984	32,140	28,957
7 Years	15.58%	14.56%	14.16%	27,579	25,922	25,281
10 Years	14.72%	13.17%	12.08%	39,471	34,471	31,293
"Since Inception (11 April, 2007)"	15.03%	12.61%	11.89%	1,23,940	84,490	75,290

Past performance may or may not be sustained in future. The performance details provided herein are of existing plan (non-direct plan) - growth Option. Different plans have different expense structure. For calculating returns since inception, NAV as on the date of Allotment is taken as Rs.10/- . Face Value per unit is Rs. 10/- . Returns above 1 year are Compounded Annualised Growth Rate (CAGR). Fund Managers: Taher Badshah managing since January 13, 2017 & Amit Ganatra managing since December 1, 2023. Please refer the performance of other schemes managed by Fund Managers. Benchmark returns are calculated using Total Return variant of respective benchmark index.

SIP Performance as on March 31, 2025 (Rs. 10,000 invested on the first business day of every month)

SIP investment	Total amount invested (Rs.)	Fund		BSE 500 TRI ¹		Nifty 50 TRI ²	
		Market value (Rs.)	SIP returns (%) XIRR	Market value (Rs.)	SIP returns (%) XIRR	Market value (Rs.)	SIP returns (%) XIRR
1 Year	1,20,000	1,17,389	-4.10%	1,15,898	-6.42%	1,19,266	-1.16%
3 Years	3,60,000	4,75,642	19.08%	4,42,055	13.89%	4,32,378	12.35%
5 Years	6,00,000	9,86,921	20.08%	9,19,563	17.17%	8,75,117	15.14%
7 Years	8,40,000	16,18,740	18.46%	15,04,762	16.40%	14,15,605	14.69%
10 Years	12,00,000	29,06,176	16.88%	26,46,122	15.14%	24,91,902	14.01%
Since Inception	21,60,000	1,15,55,576	16.50%	85,83,191	13.76%	77,19,922	12.77%

Past performance may or may not be sustained in future. The performance details provided herein are of existing plan (non-direct plan) - growth option. Different plans have different expense structure. Load is not taken into consideration. ¹Scheme Benchmark. ²Additional Benchmark. Inception date: April 11, 2007. Fund Managers: Taher Badshah & Amit Ganatra. Benchmark returns are calculated using Total Return variant of respective benchmark index.

Note: XIRR method is used to calculate SIP returns. The above investment simulation is for illustrative purpose only and should not be construed as a promise on minimum returns and safeguard of capital. Invesco Asset Management (India) Private Limited/Invesco Mutual Fund is not guaranteeing or promising or forecasting any returns. SIP does not ensure a profit or guarantee protection against a loss in a declining market. Please refer SIP Enrolment Form or contact nearest ISC for Load Structure.

IDCW Distribution

Record Date	Rate (Rs./Unit)		CUM IDCW NAV p.u. (Rs.)
	Individuals/HUF	Others	
IDCW Option			
25-Mar-22	3.00	3.00	33.16
26-Mar-21	2.75	2.75	30.76
28-Mar-19	2.07	2.07	26.19
Direct Plan – IDCW Option			
25-Mar-22	3.00	3.00	41.86
26-Mar-21	2.75	2.75	37.65
28-Mar-19	2.07	2.07	30.88

Past performance may or may not be sustained in future. IDCW is on face value of Rs. 10/- per unit. After the payment of IDCW, the per unit NAV will fall to the extent of IDCW payout and applicable statutory levy, if any.

Performance of other Schemes managed by the Fund Manager (As on March 31, 2025)

Fund	Fund Manager	6Months		1 Year		3 Years		5 Years		7 Years		10 Years	
		Fund	BM	Fund	BM	Fund	BM	Fund	BM	Fund	BM	Fund	BM
Invesco India Balanced Advantage Fund - Growth	Dhimant Kothari, Amit Ganatra, Krishna Cheemalapati*	-	-	7.17%	7.85%	11.77%	9.50%	15.48%	15.40%	9.00%	11.28%	8.63%	10.22%
Invesco India ESG Integration Strategy Fund - Reg - Growth	Taher Badshah, Amit Nigam	-	-	7.73%	6.05%	8.55%	10.86%	-	-	-	-	-	-
Invesco India Flexi Cap Fund - Reg - Growth	Amit Ganatra, Taher Badshah	-	-	11.64%	5.96%	17.78%	13.77%	-	-	-	-	-	-
Invesco India Focused Fund - Reg - Growth	Taher Badshah, Hiten Jain	-	-	14.77%	5.96%	19.44%	13.77%	-	-	-	-	-	-
Invesco India Large & Mid Cap Fund - Growth	Aditya Khemani, Amit Ganatra	-	-	14.71%	7.33%	19.59%	16.42%	26.39%	29.25%	15.47%	15.72%	13.84%	14.76%
Invesco India Manufacturing Fund - Reg - Growth	Amit Ganatra, Dhimant Kothari	-27.48%	-32.20%	-	-	-	-	-	-	-	-	-	-
Invesco India Midcap Fund - Growth	Aditya Khemani, Amit Ganatra	-	-	18.51%	8.87%	21.40%	20.39%	31.25%	34.54%	18.54%	17.19%	15.92%	17.07%
Invesco India Smallcap Fund - Reg - Growth	Taher Badshah, Aditya Khemani	-	-	13.26%	5.04%	20.77%	17.50%	34.73%	36.52%	-	-	-	-

Past performance may or may not be sustained in future. BM - Benchmark. The performance details provided herein are of existing plan (non - direct plan) - growth option. Different plans have different expense structure. Face Value per unit is Rs. 10/-. Returns less than 1 year are simple annualised. Returns above 1 year are Compounded Annualised growth Rate (CAGR). No. of schemes managed - Taher Badshah: 6, Amit Ganatra: 7. Fund benchmark - Invesco India Balanced Advantage Fund - NIFTY 50 Hybrid Composite Debt 50:50 Index; Invesco India ESG Integration Strategy Fund - Nifty 100 ESG Index TRI; Invesco India Flexi Cap Fund - BSE 500 TRI; Invesco India Focused Fund - BSE 500 TRI; Invesco India Large & Mid Cap Fund - NIFTY Large Midcap 250 TRI; Invesco India Midcap Fund - BSE 150 Midcap TRI; Invesco India Smallcap Fund - BSE 250 Smallcap TRI; Invesco India Manufacturing Fund - Nifty India Manufacturing TRI. Fund Managers managing the schemes since: Invesco India Balanced Advantage Fund - Dhimant Kothari - September 1, 2022, Amit Ganatra - September 1, 2022 and Krishna Cheemalapati (for debt investment) - March 1, 2025; Invesco India ESG Integration Strategy Fund - Taher Badshah & Amit Nigam - March 20, 2021; Invesco India Flexi Cap Fund - Amit Ganatra - September 1, 2022, Taher Badshah - February 14, 2022; Invesco India Focused Fund - Taher Badshah - September 29, 2020 and Hiten Jain - September 14, 2022; Invesco India Large & Mid Cap Fund - Aditya Khemani - November 9, 2023 and Amit Ganatra - Jan 21, 2022; Invesco India Midcap Fund - Aditya Khemani - November 9, 2023 and Amit Ganatra - September 1, 2023; Invesco India Smallcap Fund - Taher Badshah - October 30, 2018 and Aditya Khemani - November 9, 2023; Invesco India Manufacturing Fund - Amit Ganatra & Dhimant Kothari - August 14, 2024. **Note -** *Pursuant to change in fund management responsibilities, Krishna Cheemalapati is managing the fund since March 1, 2025. Benchmark Returns are calculated using Total Return variant of respective benchmark index, wherever applicable Invesco India Multi Asset Allocation Fund & Invesco India Business Cycle Fund has not completed 6 months, hence performance data is not provided.

As on March 31, 2025

Top 10 Equity Holdings	% of Net Assets
HDFC Bank Limited	8.42%
ICICI Bank Limited	7.86%
Infosys Limited	5.59%
Axis Bank Limited	3.53%
Mahindra & Mahindra Limited	3.31%
NTPC Limited	2.77%
Apollo Hospitals Enterprise Limited	2.73%
Larsen & Toubro Limited	2.64%
Bharat Electronics Limited	2.56%
Zomato Limited	2.39%

Top 10 Industries	% Weightage
Banks	24.04%
Pharmaceuticals & Biotechnology	9.31%
IT - Software	9.18%
Retailing	7.42%
Finance	5.28%
Automobiles	4.53%
Healthcare Services	3.86%
Consumer Durables	2.79%
Power	2.77%
Construction	2.64%

Key Facts

Investment Objective

To generate capital appreciation by investing predominantly in Equity and Equity Related Instruments through contrarian investing. There is no assurance that the investment objective of the Scheme will be achieved.

Asset Allocation

Instruments	Indicative Allocation (% of Net Assets)	
	Minimum	Maximum
Equity and Equity Related Instruments	65	100
Debt & Money Market Instruments	0	35

Plans/Options

(Applicable to Direct Plan also) Growth, IDCW Payout, IDCW Reinvestment

Minimum Investment

Lumpsum: Rs.1,000 and in multiples of Re.1 thereafter

Systematic Investment Plan:

Frequency	Daily	Months	Quarters
No. of Installments	60	12	6
Minimum Amount	Rs.100	Rs.500	Rs.1,000
And in multiples of Re.1 thereafter			

Load Structure

Exit Load : • Nil - if upto 10% of Units allotted are redeemed / switched - out within 1 year from the date of allotment.
• 1% - for any redemption / switch - out in excess of 10% of units allotted within one year from the date of allotment.
• Nil - if units are redeemed or switched - out after 1 year from the date of allotment.
Switch between the Plans under the Scheme: Nil


Fund Managers: Taher Badshah & Amit Ganatra

Benchmark: BSE 500 TRI

IDCW - Income distribution cum capital withdrawal

IDCW Payout - Payout of Income Distribution cum capital withdrawal option

IDCW Reinvestment - Reinvestment of Income Distribution cum capital withdrawal Option

 **Call 1800-209-0007**
sms 'Invest' to 56677
invescomutualfund.com

Follow us on



Distributed by:

ARN Code:

EUIN Code:

M:

E:

Address:

Invesco Asset Management (India)

Invesco Asset Management (India) offers expertise across equity and fixed income investments, with a broad range of funds to suit your every investment need. Our aim is to provide best-in-class investment products across asset classes, regions and risk spectrum, with high standards of customer service.

Invesco Limited – One of the world's leading independent global investment management firms

- US\$1.8 trillion in assets under management around the globe
- Specialised investment teams managing investments across a wide range of asset classes and investment styles
- More than 8,400 employees worldwide
- On-the-ground presence in more than 20 countries, serving clients in more than 120 countries

Source: AUM of \$1,846.0 billion, client-related data, investment professional and employee data as of December 31, 2024. AUM includes all assets under advisement, distributed and overseen by Invesco

Disclaimer: This information alone is not sufficient and shouldn't be used for the development or implementation of an investment strategy. It should not be construed as investment advice to any party. The readers should exercise due caution and/or seek independent professional advice before making any investment decision or entering into any financial obligation based on information, statement or opinion which is expressed herein. While utmost care has been exercised while preparing this document, Invesco Asset Management (India) does not warrant the completeness or accuracy of the information and disclaims all liabilities, losses and damages arising out of the use of this information.

Mutual Fund investments are subject to market risks, read all scheme related documents carefully.