

**Innovative companies
are transforming the world.
Imagine what they can do
for your portfolio.**

Invesco India - Invesco EQQQ NASDAQ-100 ETF Fund of Fund

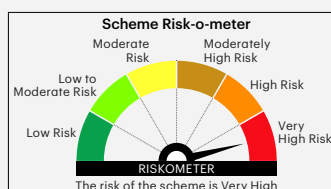
(An open ended fund of fund scheme investing in
Invesco EQQQ NASDAQ-100 UCITS ETF)

**Help power your portfolio
with the innovators of
the Nasdaq 100.**

This product is suitable for investors who are seeking*:

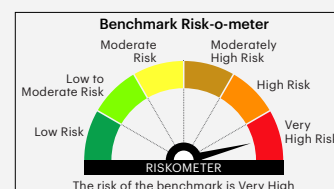
- Capital appreciation over long-term
- Returns that correspond to performance of Invesco EQQQ NASDAQ-100 UCITS ETF, subject to currency movements and tracking error

***Investors should consult their financial advisers if in doubt about whether the product is suitable for them.**



SCHEME BENCHMARK

As per AMFI
Tier 1 Benchmark i.e.
NASDAQ-100
Notional Index
(Net Total Return)



Nasdaq-100

Access today's most innovative companies



Exposure to large-cap companies at the forefront of innovation

- Exposure to 100 of the largest and most innovative companies listed on the Nasdaq Stock Market based on market capitalization.
- Access to companies with exposure to disruptive technologies.



Reinvesting for future growth

- A legacy of innovation and growth fueled by robust research and development (R&D).
- NASDAQ-100 companies spend considerably more on R&D to develop cutting edge technologies.



Robust Fundamentals

- Access to growing companies with strong fundamentals.
- NASDAQ-100 companies have strong brand equity, valuable patents and economies of scale that may drive product demand and pricing power.



Strong Performance

- NASDAQ-100 Index has a long-term track record and has delivered noteworthy performance of 20.58% CAGR returns over last 10 years¹.

¹Source: Morningstar Direct; NASDAQ-100 denotes NASDAQ - 100 Index – Net Total Returns for the period November 01, 2014 to March 31, 2025 in INR terms (CAGR returns). For USD/INR conversion, the source is "Reuters WM 4pm UK time".

Past performance may or may not be sustained in future.



Introducing Invesco India - Invesco EQQQ NASDAQ-100 ETF Fund of Fund

Investment Objective

To generate returns by investing predominantly in units of Invesco EQQQ NASDAQ-100 UCITS ETF, an overseas exchange traded fund, which seeks to provide investment results which, before expenses, generally correspond to the price and yield performance of the NASDAQ-100 Notional Index (Net Total Return) in USD. There is no assurance that the investment objective of the Scheme will be achieved.

Fund Structure



Invesco India -
Invesco EQQQ
NASDAQ-100
ETF Fund of Fund



Invesco EQQQ
NASDAQ-100 UCITS ETF
(Underlying Fund)

Fund Size:
USD 11.66 Billion
~INR 99,670.20 Crores



100 largest and most
innovative companies
listed on the Nasdaq
Stock Market based on
market capitalization

AUM data as of March 31, 2025. ²Kindly refer to Section- 'Who can Invest' in the Scheme Information Document for details. 1 USD = 85.4725 INR

Returns as on March 31, 2025

| Period | Returns % (CAGR) | | | Value of Rs.10,000/- invested | | |
|---------------------------------------|------------------|--|---|-------------------------------|--|---|
| | Fund | Benchmark NASDAQ100 National Index Total Return | Additional Benchmark Nifty 50 TRI | Fund | Benchmark NASDAQ100 National Index Total Return | Additional Benchmark Nifty 50 TRI |
| 1 Year | 8.77% | 8.86% | 6.65% | 10,877 | 10,886 | 10,665 |
| "Since Inception (21 April, 2022)" | 15.81% | 17.47% | 12.17% | 15,390 | 16,046 | 14,012 |

Performance of other Schemes managed by the Fund Manager (As on March 31, 2025)

| Fund | Fund Manager | 1 Year | | 3 Years | | 5 Years | | 7 Years | | 10 Years | |
|--|---------------------------|--------|--------|---------|--------|---------|--------|---------|--------|----------|--------|
| | | Fund | BM | Fund | BM | Fund | BM | Fund | BM | Fund | BM |
| Invesco India Infrastructure Fund - Growth | Amit Nigam, Sagar Gandhi* | 4.63% | 1.33% | 23.17% | 29.13% | 33.29% | 40.73% | 18.44% | 16.94% | 14.64% | 14.48% |
| Invesco India - Invesco Global Consumer Trends Fund of Fund - Reg - Growth | Sagar Gandhi* | 11.23% | 5.59% | 2.32% | 7.72% | - | - | - | - | - | - |
| Invesco India - Invesco Global Equity Income Fund of Fund - Reg - Growth | Sagar Gandhi* | 13.42% | 9.92% | 15.20% | 12.09% | 19.97% | 19.05% | 11.87% | 14.67% | 10.03% | 13.00% |
| Invesco India - Invesco Pan European Equity Fund of Fund - Reg - Growth | Sagar Gandhi* | 4.64% | 10.92% | 10.41% | 12.29% | 15.96% | 16.31% | 6.93% | 10.36% | 6.01% | 9.15% |

Past performance may or may not be sustained in future. The performance details provided herein are of existing plan (non - direct plan) – Growth Option. Different plans have different expense structure. Face Value per unit is Rs. 10/- . Returns above 1 year are Compounded Annualised Growth Rate (CAGR). Benchmark Returns are calculated using Total Return variant of respective Benchmark Index (TRI). No. of schemes managed – Sagar Gandhi-5. Fund Benchmark: Invesco India - Invesco EQQQ NASDAQ-100 ETF Fund of Fund - NASDAQ-100 Notional Index (Net Total Return); Invesco India – Invesco Global Consumer Trends Fund of Fund – MSCI World Consumer Discretionary IndexNet Total Return; Invesco Global Equity Income Fund of Fund – MSCI World index - Net Total Return; Invesco India Infrastructure Fund - BSE India Infrastructure TRI. Fund Manager managing the scheme since: Invesco India - Invesco India - Invesco Pan European Equity Fund of Fund, Invesco India - Invesco Global Consumer Trends Fund of Fund, Invesco India - Invesco Global Equity Income Fund of Fund,Sagar Gandhi is managing since March 01, 2025 and Invesco India Infrastructure Fund - Amit Nigam - September 03, 2020 & Sagar Gandhi - March 01, 2025. Benchmark returns are calculated using total return variant of respective benchmark Index. For performance of direct plans please refer to latest factsheet on our website or click on the link: www.invescomutualfund.com/fund-performance. ^The investor will bear the recurring expenses of the scheme, in addition to the expenses of underlying scheme. *Pursuant to the change in fund management responsibilities, Sagar Gandhi is managing since March 1, 2025

Top 10 Holdings (Underlying Fund)
as on March 31, 2025


| Particulars | % of Net assets |
|--------------------|-----------------|
| Apple | 9.38 |
| Microsoft | 7.84 |
| Nvidia | 7.43 |
| Amazon | 5.67 |
| Broadcom | 3.65 |
| Meta Platforms 'A' | 3.55 |
| Costco Wholesale | 2.90 |
| Netflix | 2.76 |
| Tesla | 2.65 |
| Alphabet 'A' | 2.54 |

Disclaimer: The stocks referred above should not be construed as recommendations, advice to buy, sell or in any manner transact in the sector or stocks and neither should it be considered as Research Report from Invesco Asset Management (India) Private Limited and/or Invesco Mutual Fund. The Scheme may or may not have any present or future positions in these stocks and allocation is subject to change without any prior notice.

Portfolio as on March 31, 2025

| Name of The Instruments | % of Net Assets |
|-------------------------------------|-----------------|
| International Exchange Traded Funds | 98.91% |
| Invesco EQQQ NASDAQ-100 UCITS ETF | 98.91% |
| Cash & Cash Equivalent | 1.09% |
| Total | 100.00% |

Nasdaq®, NASDAQ-100 INDEX®, Nasdaq-100®, NDX®, are registered trademarks of Nasdaq, Inc. (which with its affiliates is referred to as the “Corporations”) and are licensed for use by to Invesco Asset Management (India) Private Limited. The Product(s) have not been passed on by the Corporations as to their legality or suitability. The Product(s) are not issued, endorsed, sold, or promoted by the Corporations. The corporations make no warranties and bear no liability with respect to the product(s).

 **Call 1800-209-0007**
sms 'Invest' to 56677
invescomutualfund.com

Follow us on



Distributed by:

ARN Code:

EUIN Code:

M:

E:

Address:

Key Facts

| Asset Allocation | | |
|---|---|---------|
| Under normal circumstances, the asset allocation of the Scheme would be as follows: | | |
| Instruments | Indicative Allocation (% of Net Assets) | |
| | Minimum | Maximum |
| Shares of Invesco EQQQ NASDAQ-100 UCITS ETF^ | 95 | 100 |
| Debt and money market securities / Units of debt and liquid schemes of Invesco Mutual Fund | 0 | 5 |
| ^ Investors are requested to note that shares of Invesco EQQQ NASDAQ-100 UCITS ETF should be considered similar to units of the Fund. | | |

Plans/**Options** (Applicable to Regular and Direct Plan also)

Growth Option

| Minimum Investment | | |
|--|--------|----------|
| Lumpsum: Rs.1,000 and in multiples of Re.1 thereafter | | |
| Systematic Investment Plan: | | |
| Frequency | Months | |
| No. of Installments | 12 | 6 |
| Minimum Amount | Rs.500 | Rs.1,000 |
| And in multiples of Re.1 thereafter | | |

Load Structure:

For each purchase of units through Lumpsum / switch-in / Systematic Investment Plan (SIP) and Systematic Transfer Plan (STP), exit load will be as follows:

Exit Load: Nil²

Switch between the Plans under the Scheme: Nil

Fund Managers:

Mr. Sagar Gandhi*

Benchmark: NASDAQ-100 Notional Index (Net Total Return)

¹Direct Plan will have a lower expense ratio excluding distribution expenses, commission for distribution of Units etc.
²Exit load charged, if any, will be credited back to the scheme, net of goods and services tax
Note - *Pursuant to the change in fund management responsibilities, Sagar Gandhi is managing since March 1, 2025

Invesco Asset Management (India)

Invesco Asset Management (India) offers expertise across equity and fixed income investments, with a broad range of funds to suit your every investment need. Our aim is to provide best-in-class investment products across asset classes, regions and risk spectrum, with high standards of customer service.

Invesco Limited – One of the world’s leading independent global investment management firms

- US\$1.8 trillion in assets under management around the globe
- Specialised investment teams managing investments across a wide range of asset classes and investment styles
- More than 8,400 employees worldwide
- On-the-ground presence in more than 20 countries, serving clients in more than 120 countries

Source: AUM of \$1,846.0 billion, client-related data, investment professional and employee data as of December 31, 2024. AUM includes all assets under advisement, distributed and overseen by Invesco

The investor will bear the recurring expenses of the Scheme, in addition to the expenses of the underlying scheme.

Disclaimer: This information alone is not sufficient and shouldn't be used for the development or implementation of an investment strategy. It should not be construed as investment advice to any party. The readers should exercise due caution and/or seek independent professional advice before making any investment decision or entering into any financial obligation based on information, statement or opinion which is expressed herein. While utmost care has been exercised while preparing this document, Invesco Asset Management (India) does not warrant the completeness or accuracy of the information and disclaims all liabilities, losses and damages arising out of the use of this information.

Mutual Fund investments are subject to market risks, read all scheme related documents carefully.