

Great Opportunities. Greater Possibilities.

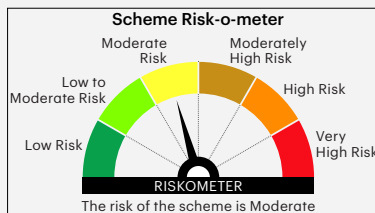
Invesco India Medium Duration Fund

(An open ended medium term debt scheme investing in instruments such that the Macaulay duration[^] of the portfolio is between 3 years and 4 years. A relatively high interest rate risk and moderate credit risk.)

This product is Suitable for investors who are seeking*

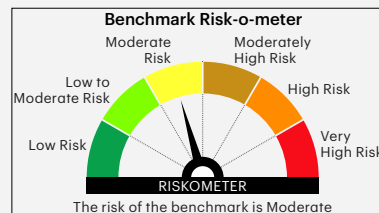
- Income over medium term
- Investments predominantly in debt and money market instruments with portfolio Macaulay Duration of 3 - 4 years

*Investors should consult their financial advisers if in doubt about whether the product is suitable for them.



SCHEME BENCHMARK

As per AMFI
Tier 1 Benchmark i.e.
**NIFTY
Medium Duration
Debt Index A-III**



[^]Please refer to the heading 'C. Asset Allocation Pattern' under Section 'II. Information about the Scheme' of Scheme Information Document where the concept of Macaulay duration has been explained.



Presenting

Invesco India Medium Duration Fund

Invesco India Medium Duration Fund seeks to generate income by investing in a combination of debt and money market instruments such that the Macaulay duration of the portfolio is between 3 – 4 years.

Portfolio Characteristics:

- Invesco India Medium Duration Fund is an actively managed fund and aims to generate alpha through relative spread movement.
- Fund invests in selective credits in 3-5 years segment which are likely to benefit from an improving economic cycle.
- The portfolio maintains superior asset quality through investing 75% - 85% in AAA/ G-Sec while remaining 15% - 25% is invested in select AA category for yield enhancement.
- Additionally, endeavor of the Fund is to identify credit rating upgrade potentials to provide reasonable return through Credit Spread compression.
- The fund does not take exposure to debt securities which are rated below AA-.

Note: The above positioning is based on our current views & market conditions and are subject to change from time to time.

Fund Suitability:

- Suitable for Investors with an investment horizon of medium to long term

As on March 31, 2025

Portfolio Statistics	
YTM ²	7.09%
Average Maturity	5.18 Years
Macaulay Duration	3.95 Years
Modified Duration	3.79 Years

²YTM: Yield to maturity should not be construed as minimum return offered by Scheme.

Maturity Profile	
181 days - 1 year	5.93%
1 - 2 years	9.74%
2 - 3 years	15.25%
3 - 5 years	17.33%
5 - 10 years	32.67%
10 - 15 years	12.60%
Corporate Debt Market Development Fund	0.50%
Cash & Cash Equivalent :	5.98%

Rating Profile	
SOVEREIGN	42.49%
AAA	38.23%
AA+	5.64%
AA	4.26%
A1+	2.90%
Corporate Debt Market Development Fund	0.50%
Cash & Cash Equivalent :	5.98%

As on March 31, 2025

Holdings	Rating	% of Net Assets
Corporate Debt		48.13%
National Housing Bank	CRISIL AAA	6.11%
Small Industries Dev Bank of India	CRISIL AAA	6.09%
Tata Power Company Limited	CARE AA+	3.20%
Power Finance Corporation Limited	CRISIL AAA	3.09%
National Bank For Agriculture and Rural Development	CRISIL AAA	3.07%
Jamnagar Utilities & Power Private Limited	CRISIL AAA	3.07%
Can Fin Homes Limited	ICRA AAA	3.05%
Toyota Financial Services India Limited	ICRA AAA	3.04%
Nexus Select Trust - REIT	CRISIL AAA	3.04%
Bajaj Housing Finance Limited	CRISIL AAA	3.03%
Power Grid Corporation of India Limited	CRISIL AAA	2.78%
Godrej Properties Limited	ICRA AA+	2.44%
Aditya Birla Real Estate Limited	CRISIL AA	2.43%
Summit Digitel Infrastructure Limited (Long term agreement with Reliance Jio Infocomm Ltd)	CRISIL AAA	1.86%
ONGC Petro Additions Limited	ICRA AA	1.83%
Corporate Debt Market Development Fund (CDMDF)		0.50%
Corporate Debt Market Development Fund		0.50%
Government Security		42.49%
Government Bond		
7.18% GOI (MD 24/07/2037)	SOVEREIGN	12.60%
7.02% GOI (MD 18/06/2031)	SOVEREIGN	9.32%
7.18% GOI (MD 14/08/2033)	SOVEREIGN	6.28%
7.26% GOI (MD 06/02/2033)	SOVEREIGN	3.15%
7.32% GOI (MD 13/11/2030)	SOVEREIGN	3.14%
7.17% GOI (MD 17/04/2030)	SOVEREIGN	3.11%
6.79% GOI (MD 07/10/2034)	SOVEREIGN	3.07%
6.54% GOI (MD 17/01/2032)	SOVEREIGN	1.82%
Money Market Instruments		2.90%
Commercial Paper		
Bharti Telecom Limited	CRISIL A1+	2.90%
Cash & Cash Equivalent :		5.98%
Total		100.00%

Aggregate Investments by other schemes i.e Inter - scheme investment in the portfolio is ₹ 15.88 Crores as on Mar 31, 2025

Key Facts

Investment Objective

To generate income by investing in a portfolio of Debt and Money Market Instruments such that the Macaulay duration of the portfolio is between 3 years and 4 years. There is no assurance that the investment objective of the Scheme will be achieved.

Asset Allocation

Under normal circumstances, the asset allocation of the Scheme would be as follows:

Instruments	Indicative Allocation (% of Net Assets)	
	Minimum	Maximum
Debt (including government securities) and Money Market Instruments*	0	100
Units issued by REITs and InvITs	0	10

*The portfolio shall have Macaulay duration between 3 years to 4 years. However, the Fund Manager, in the interest of investors, may reduce the portfolio duration of the Scheme upto 1 year in case he has views on the interest rate movements in the light of anticipated adverse situation. Under anticipated adverse circumstances the portfolio can have Macaulay duration between 1 year to 4 years. For further details, please refer to the heading 'C. Asset Allocation Pattern' under Section 'II. Information about the Scheme' of Scheme Information Document.

Plans/Options (Applicable to Direct Plan also)

Growth Option

Income Distribution cum Capital Withdrawal (IDCW) option

- IDCW Payout- Quarterly, Discretionary
- IDCW Reinvestment - Quarterly, Discretionary

(If IDCW payable under IDCW Payout option is equal to or less than Rs. 100/-, then the IDCW would be compulsorily reinvested in the respective plan/option of the Scheme)

Minimum Investment

Lumpsum: Rs.1,000 per application and in multiples of Re.1 thereafter

Systematic Investment Plan:

Frequency	Months	Quarters
No. of Installments	6	4
Minimum Amount	Rs.1,000	Rs.2,000
And in multiples of Re.1 thereafter		


Load Structure:

Exit Load : Nil

Fund Managers: Vikas Garg and Krishna Cheemalapati

Benchmark: NIFTY Medium Duration Debt Index A-III

Potential Risk Class Matrix			
Credit Risk → Interest Rate Risk ↓	Relatively Low (Class A)	Moderate (Class B)	Relatively High (Class C)
Relatively Low (Class I)			
Moderate (Class II)			
Relatively High (Class III)		B-III	

 **Call 1800-209-0007**
sms 'Invest' to 56677
invescomutualfund.com

Follow us on



Distributed by:

ARN Code:

EUIN Code:

M:

E:

Address:

Invesco Asset Management (India)

Invesco Asset Management (India) offers expertise across equity and fixed income investments, with a broad range of funds to suit your every investment need. Our aim is to provide best-in-class investment products across asset classes, regions and risk spectrum, with high standards of customer service.

Invesco Limited – One of the world's leading independent global investment management firms

- US\$1.8 trillion in assets under management around the globe
- Specialised investment teams managing investments across a wide range of asset classes and investment styles
- More than 8,400 employees worldwide
- On-the-ground presence in more than 20 countries, serving clients in more than 120 countries

Source: AUM of \$1,795.6 billion, client-related data, investment professional and employee data as of September 30, 2024. AUM includes all assets under advisement, distributed and overseen by Invesco

Disclaimer: This information alone is not sufficient and shouldn't be used for the development or implementation of an investment strategy. It should not be construed as investment advice to any party. The readers should exercise due caution and/or seek independent professional advice before making any investment decision or entering into any financial obligation based on information, statement or opinion which is expressed herein. While utmost care has been exercised while preparing this document, Invesco Asset Management (India) does not warrant the completeness or accuracy of the information and disclaims all liabilities, losses and damages arising out of the use of this information.

Mutual Fund investments are subject to market risks, read all scheme related documents carefully.