

Weekly Fixed Income Details

(Selected funds)

23rd January 2024

Portfolio Details

Credit Profile

Data as at 23rd January 2024

Fund Name	% of Net assets		
	Sovereign, A1+/AAA & Cash	AA+	AA
Invesco India Liquid Fund	100%	-	-
Invesco India Ultra Short Term Fund	84.30%	11.69%	4.01%
Invesco India Money Market Fund	100%	-	-
Invesco India Treasury Advantage Fund	87.57%	10.28%	2.15%
Invesco India Corporate Bond Fund	100%	-	-
Invesco India Short Term Fund	97.43%	2.57%	-
Invesco India Medium Duration Fund	83.63%	8.33%	8.04%
Invesco India Gilt Fund	100%	-	-
Invesco India Nifty G-sec Jul 2027 Index Fund	100%	-	-
Invesco India Nifty G-sec Sep 2032 Index Fund	100%	-	-
Invesco India Banking & PSU Debt Fund	100%	-	-

Disclaimer: The above positioning is based on our current views & market conditions and are subject to change from time to time.

Equivalent Long Term Rating

Data as at 23rd January 2024

Fund Name	% of Net assets		
	Sovereign, AAA & Cash	AA+	AA
Invesco India Liquid Fund	86.23%	7.66%	6.11%
Invesco India Ultra Short Term Fund	84.30%	11.69%	4.01%
Invesco India Money Market Fund	88.86%	11.14%	-
Invesco India Treasury Advantage Fund	87.57%	10.28%	2.15%
Invesco India Corporate Bond Fund	100%	-	-
Invesco India Short Term Fund	97.43%	2.57%	-
Invesco India Medium Duration Fund	83.62%	8.34%	8.04%
Invesco India Gilt Fund	100%	-	-
Invesco India Nifty G-sec Jul 2027 Index Fund	100%	-	-
Invesco India Nifty G-sec Sep 2032 Index Fund	100%	-	-
Invesco India Banking & PSU Debt Fund	100%	-	-

Disclaimer: The above positioning is based on our current views & market conditions and are subject to change from time to time.

Portfolio details

Data as at 23rd January, 2024

	Invesco India Liquid Fund	Invesco India Ultra Short Term Fund	Invesco India Money Market Fund	Invesco India Treasury Advantage Fund	Invesco India Corporate Bond Fund	Invesco India Short Term Fund	Invesco India Medium Duration Fund	Invesco India Banking & PSU Debt Fund	Invesco India Gilt Fund	Invesco India Nifty G-sec Jul 2027 Index Fund	Invesco India Nifty G-sec Sep 2032 Index Fund
Instrument Profile (% of Net assets)											
CD	30.92%	26.71%	38.74%	18.77%	-	-	-	-	-	-	-
T-Bill	22.56%	7.40%	12.78%	5.11%	-	-	-	-	-	-	-
CP –PFI\PSU	7.20%	7.42%	8.88%	-	-	-	-	-	-	-	-
CP – HFC	2.22%	5.14%	3.13%	1.22%	-	-	-	-	-	-	-
CP – NBFC	18.60%	5.81%	23.75%	0.79%	-	-	-	-	-	-	-
CP- Others	11.55%	-	6.38%	-	-	-	-	-	-	-	-
G-Sec	0.17%	-	-	6.05%	21.02%	41.93%	39.07%	21.41%	96.43%	98.89%	95.49%
NCD - PFI\PSU	0.35%	12.81%	-	17.75%	29.48%	22.14%	2.29%	51.01%	-	-	-
NCD – HFC	0.88%	2.31%	-	4.24%	10.55%	4.92%	2.25%	-	-	-	-
NCD – NBFC	0.43%	8.55%	-	12.36%	13.86%	11.76%	14.46%	8.53%	-	-	-
NCD – Others	0.90%	16.20%	-	15.98%	16.31%	9.45%	18.54%	4.25%	-	-	-
Bank Bond	-	1.46%	-	-	0.78%	-	-	12.46%	-	-	-
PTC	-	-	-	-	-	-	-	-	-	-	-
SDLs	-	5.65%	-	8.35%	1.80%	-	22.83%	-	-	-	-
Cash & Cash Equivalents	4.21%	0.55%	6.34%	9.37%	6.19%	9.79%	0.57%	2.34%	3.57%	1.11%	4.51%
Portfolio Statistics											
YTM	7.26%	7.59%	7.36%	7.61%	7.70%	7.56%	7.72%	7.62%	7.42%	7.18%	7.29%
Average Maturity	35 days	124 days	51 days	349 days	4.00 years	3.49 years	5.43 years	5.70 years	19.72 years	3.32 years	7.73 years
Macaulay Duration ¹	35 days	124 days	51 days	311 days	3.10 years	2.89 years	3.93 years	4.22 years	9.83 years	2.97 years	6.02 years

Source: Invesco Asset Management (India). NCD: Non-Convertible Debentures. CD: Certificate of deposits, CP: Commercial papers, PFI: Private Financial Institutions, HFC: Housing Finance Companies, NBFC: Non Banking financial corporations, PSU: Public Sector Undertaking, PTC: Pass Through Certificates, SDL: State Development Loans. YTM : Yield to maturity should not be construed as minimum return offered by Scheme. ¹Macaulay duration of a bond is the number of years taken to recover the initial investment of a bond. It is calculated as the weighted average number of years to receive the cash flow wherein the present value of respective cash flows is multiplied with the time to that respective cash flows. The total of such values is divided by the price of the security to arrive at the duration. **Note:** The price and yield on various debt instruments fluctuate from time to time depending upon the macro economic situation, inflation rate, overall liquidity position, foreign exchange scenario etc. Also, the price and yield vary according to maturity profile, credit risk etc.

Maturity Profile

Data as at 23rd January, 2024

Scheme	0-3 months	3-6 months	6 months -1 year	1 year -18 months	18 months - 2 years	2-3 years	3-4 years	4-5 years	>5 years
	% of Net Assets								
Invesco India Overnight Fund	100.00%	-	-	-	-	-	-	-	-
Invesco India Liquid Fund	100.00%	-	-	-	-	-	-	-	-
Invesco India Ultra Short Term Fund	60.20%	11.90%	13.00%	14.80%	-	0.20%	-	-	-
Invesco India Money Market Fund	84.40%	15.60%	-	-	-	-	-	-	-
Invesco India Treasury Advantage Fund	39.30%	12.00%	6.10%	25.60%	8.50%	5.90%	-	-	2.60%
Invesco India Short Term Fund	9.80%	-	-	14.40%	11.40%	23.70%	7.20%	10.30%	23.20%
Invesco India Corporate Bond Fund	7.20%	-	-	13.70%	10.20%	22.60%	6.10%	14.10%	26.10%
Invesco India Medium Duration Fund	0.60%	7.60%	3.60%	4.70%	2.30%	32.90%	2.50%	7.00%	38.90%
Invesco India Banking & PSU Debt Fund	2.30%	-	-	-	8.40%	8.50%	8.50%	25.30%	47.00%
Invesco India Gilt Fund	3.60%	-	-	-	-	-	-	-	96.40%
Invesco India Nifty G-sec Jul 2027 Index Fund	1.10%	-	-	-	-	-	98.90%	-	-
Invesco India Nifty G-sec Sep 2032 Index Fund	4.50%	-	-	-	-	-	-	-	95.50%

Source: Invesco Asset Management (India).

Note: 0-3 months maturity bucket includes cash and cash equivalent.

Fund positioning and Interest rate view

Factors influencing fund positioning

Funds	Factors	Domestic Environment	Economic Cycle	Fiscal Policy	Monetary Policy	Inflation	Liquidity	Global Environment	Currency
Overnight Fund					✓		✓		
Liquid Fund					✓		✓		
Ultra Short Term Fund		✓			✓	✓	✓		
Treasury Advantage Fund		✓			✓	✓	✓	✓	✓
Money Market Fund		✓			✓	✓	✓		✓
Short Term Fund		✓		✓	✓	✓	✓		✓
Medium Duration Fund		✓		✓	✓	✓	✓		✓
Corporate Bond Fund		✓		✓	✓	✓	✓	✓	✓
Banking & PSU Debt Fund		✓		✓	✓	✓	✓	✓	✓
Gilt Fund / Target Maturity Index Funds				✓	✓	✓	✓	✓	✓

Note: The factors mentioned above include some of the factors which the Fund Manager may consider for deciding fund positioning and is not comprehensive listing of various factors/ parameters which could have bearing on the fund positioning. The Fund Manager may or may not consider all such factors for deciding fund positioning and may change fund positioning from time to time based on prevailing market conditions/other factors. The factors mentioned above for influencing fund positioning are merely indicative in nature and should not be construed as an investment advice or recommendation to any party to invest in various schemes of Invesco Mutual Fund or to adopt any investment strategy.

Fixed Income Funds Potential Risk Class Matrix

Scheme Name	Potential Risk Class			
Invesco India Overnight Fund	Credit Risk →	Relatively Low (Class A)	Moderate (Class B)	Relatively High (Class C)
Invesco India Liquid Fund	Interest Rate Risk ↓			
Invesco India Money Market Fund	Relatively Low (Class I)	A-I		
Invesco India Treasury Advantage Fund	Moderate (Class II)			
	Relatively High (Class III)			

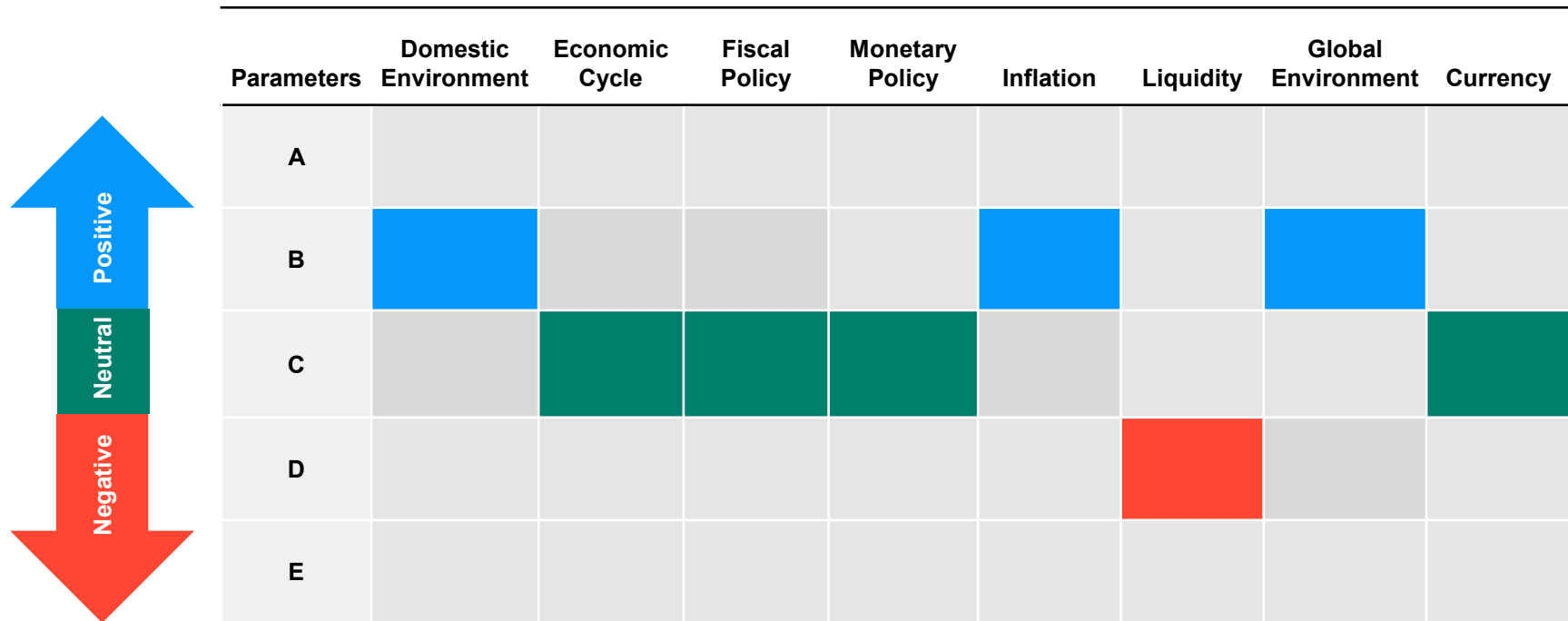
Scheme Name	Potential Risk Class			
Invesco India Short Term Fund	Credit Risk →	Relatively Low (Class A)	Moderate (Class B)	Relatively High (Class C)
	Interest Rate Risk ↓			
	Relatively Low (Class I)			
	Moderate (Class II)	A-II		
	Relatively High (Class III)			

Scheme Name	Potential Risk Class			
Invesco India Banking & PSU Debt Fund	Credit Risk →	Relatively Low (Class A)	Moderate (Class B)	Relatively High (Class C)
Invesco India Gilt Fund	Interest Rate Risk ↓			
Invesco India Corporate Bond Fund	Relatively Low (Class I)			
Invesco India Nifty G-sec Jul 2027 Index Fund	Moderate (Class II)			
Invesco India Nifty G-sec Sep 2032 Index Fund	Relatively High (Class III)	A-III		

Scheme Name	Potential Risk Class			
Invesco India Ultra Short Term Fund	Credit Risk →	Relatively Low (Class A)	Moderate (Class B)	Relatively High (Class C)
	Interest Rate Risk ↓			
	Relatively Low (Class I)		B-I	
	Moderate (Class II)			
	Relatively High (Class III)			

Scheme Name	Potential Risk Class			
Invesco India Medium Duration Fund	Credit Risk →	Relatively Low (Class A)	Moderate (Class B)	Relatively High (Class C)
	Interest Rate Risk ↓			
	Relatively Low (Class I)			
	Moderate (Class II)			
	Relatively High (Class III)		B-III	

View on interest rates



Scale represents: - A: Positive, B: Moderately Positive, C: Neutral, D: Moderately Negative and E: Negative.

Source: Internal Data as at 31 December, 2023.

Note: The above chart on the interest rate view is based on the few select parameters which may have a bearing on the movement of interest rates and does not include all the parameters which normally have a bearing on the movement of interest rates. View on the interest rate movement is based on current scenario and is subject to change from time to time based on market conditions and parameters. The views mentioned above are for the purpose of explaining few select parameters which might impact interest rate movement and should not be construed as an investment advice. The information alone is not sufficient and shouldn't be used for the development or implementation of an investment strategy.

Product Labelling

Suitable for investors who are seeking*

Data as at 31st December, 2023

Invesco India Liquid Fund

(an open ended liquid scheme. A relatively low interest rate risk and relatively low credit risk.)

- income over short term
- investments predominantly in money market and debt instruments commensurate with low risk and high liquidity

Invesco India Money Market Fund

(an open ended debt scheme investing in money market instruments. A relatively low interest rate risk and relatively low credit risk.)

- income over short term
- investment in money market instruments

Invesco India Treasury Advantage Fund

(an open ended low duration debt scheme investing in instruments such that the Macaulay duration[^] of the portfolio is between 6 months to 12 months. A relatively low interest rate risk and relatively low credit risk.)

- income over short term
- investment in debt and money market instruments

Invesco India Ultra Short Term Fund

(an open ended ultra-short term debt scheme investing in instruments such that the Macaulay duration[^] of the portfolio is between 3 months to 6 months. A relatively low interest rate risk and moderate credit risk.)

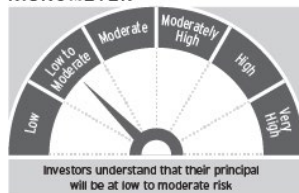
- income over short term
- investments in a portfolio of short term money market and debt instruments

Invesco India Nifty G-sec Jul 2027 Index Fund

(An open-ended Target Maturity Index Fund tracking Nifty G-sec Jul 2027 Index. A relatively high interest rate risk and relatively low credit risk.)

- returns that correspond (before fees and expenses) to the performance of Nifty G-sec Jul 2027 Index, subject to tracking difference
- Investment in Government Securities, TREPS on Government Securities/Treasury bills

RISKOMETER



RISKOMETER



Invesco India Gilt Fund

(an open ended debt scheme investing in government securities across maturity. A relatively high interest rate risk and relatively low credit risk.)

- credit risk free returns over medium to long-term
- investments primarily in securities issued and guaranteed by the Central and the State Government across maturities

Invesco India Short Term Fund

(an open ended short term debt scheme investing in instruments such that the Macaulay duration[^] of the portfolio is between 1 year to 3 years. A moderate interest rate risk and relatively low credit risk.)

- income over short to medium term
- investments in short term debt and money market instruments

Invesco India Banking & PSU Debt Fund

(an open ended debt scheme predominantly investing in Debt instruments of banks, Public Sector Undertakings, Public Financial Institutions and Municipal Bonds. A relatively high interest rate risk and relatively low credit risk.)

- returns over short to medium term
- investments primarily in debt & money market instruments issued by Banks, PFIs, PSUs and Municipal Bonds

Invesco India Medium Duration Fund

(An open ended medium term debt scheme investing in instruments such that the Macaulay duration[^] of the portfolio is between 3 years and 4 years. A relatively high interest rate risk and moderate credit risk.)

- income over medium term
- investments predominately in debt and money market instruments with portfolio Macaulay duration of 3-4 years

Invesco India Corporate Bond Fund

(an open ended debt scheme predominantly investing in AA+ and above rated corporate bonds. A relatively high interest rate risk and relatively low credit risk.)

- income over medium to long term
- investments in AA+ and above rated corporate bonds

* Investors should consult their financial advisers if in doubt about whether the product is suitable for them

[^]Macaulay duration of a bond is the number of years taken to recover the initial investment of a bond. It is calculated as the weighted average number of years to receive the cash flow wherein the present value of respective cash flows is multiplied with the time to that respective cash flows. The total of such values is divided by the price of the security to arrive at the duration

Product Labelling

Suitable for investors who are seeking* (cont'd)

RISKOMETER



Invesco India Nifty G-sec Sep 2032 Index Fund

(An open-ended Target Maturity Index Fund tracking Nifty G-sec Sep 2032 Index. A relatively high interest rate risk and relatively low credit risk.)

- returns that correspond (before fees and expenses) to the performance of Nifty G-sec Sep 2032 Index, subject to tracking difference
- Investment in Government Securities, TREPS on Government Securities/Treasury bills

RISKOMETER



Invesco India Overnight Fund

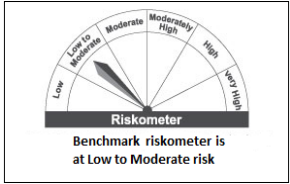
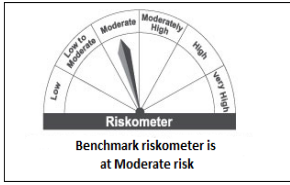
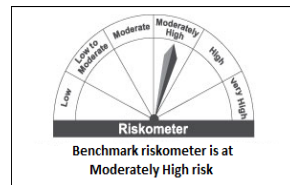
(An open ended debt scheme investing in overnight securities. A relatively low interest rate risk and relatively low credit risk.)

- Income over short term with low risk and high liquidity
- Investments in overnight securities having residual maturity of 1 business day

*Investors should consult their financial advisers if in doubt about whether the product is suitable for them.

Contd.

Data as at 31st December, 2023

Fund Name	Benchmark	Benchmark Riskometer
Invesco India Liquid Fund	NIFTY Liquid Index A-I	 <p>Benchmark riskometer is at Low to Moderate risk</p>
Invesco India Treasury Advantage Fund	NIFTY Low Duration Debt Index A-I	
Invesco India Short Term Fund	NIFTY Short Duration Debt Index A-II	
Invesco India Money Market Fund	NIFTY Money Market Index A-I	
Invesco India Ultra Short Term Fund	NIFTY Ultra Short Duration Debt Index B-I	
Invesco India Gilt Fund	NIFTY All Duration G-Sec Index	 <p>Benchmark riskometer is at Moderate risk</p>
Invesco India Banking & PSU Debt Fund	NIFTY Banking & PSU Debt Index	
Invesco India Corporate Bond Fund	NIFTY Corporate Bond Index B-III	
Invesco India Nifty G-sec Jul 2027 Index Fund	Nifty G-sec Jul 2027 Index	
Invesco India Nifty G-sec Sep 2032 Index Fund	Nifty G-sec Sep 2032 Index	
Invesco India Medium Duration Fund	NIFTY Medium Duration Debt Index B-III	 <p>Benchmark riskometer is at Moderately High risk</p>

Disclaimer

Disclaimer: This document alone is not sufficient and shouldn't be used for the development or implementation of an investment strategy. It should not be construed as investment advice to any party. All figures and data included in this document are as on date and are subject to change without notice. The content of this document is intended solely for the use of the addressee. If you are not the addressee or the person responsible for delivering it to the addressee, any disclosure, copying, distribution or any action taken or omitted to be taken in reliance on it is prohibited and may be unlawful. The recipient(s) before acting on any information herein should make his/their own investigation and seek appropriate professional advice.

Mutual Fund investments are subject to market risks, read all scheme related documents carefully.

Get in touch

Corporate Office:

Invesco Asset Management (India) Private Limited

2101 A, 21st Floor, A- Wing,

Marathon Futurex, N.M. Joshi Marg, Lower Parel, Mumbai – 400 013

+91 22 67310000 F +91 22 23019422

To invest:

Call 1800-209-0007 Δ sms 'Invest' to 56677

Invest Online www.invescomutualfund.com

Follow us on:

