

## SIP Return Analysis as on 31<sup>st</sup> October, 2023 (Rs. 10,000 invested on the first business day of every month)

SIP Period	1 Year		3 Years		5 Years		7 Years		10 Years		Since Inception		
Total amount invested (Rs.)	120,000		360,000		600,000		840,000		1,200,000				
Scheme / Benchmark / Additional Benchmark	Market value (Rs.)	SIP returns (%) XIRR	Market value (Rs.)	SIP returns (%) XIRR	Market value (Rs.)	SIP returns (%) XIRR	Market value (Rs.)	SIP returns (%) XIRR	Market value (Rs.)	SIP returns (%) XIRR	Total amount invested (Rs.)	Market value (Rs.)	SIP returns (%) XIRR
<b>Invesco India ELSS Tax Saver Fund<sup>3</sup></b>	131,173	17.72%	422,780	10.73%	854,477	14.12%	1,330,118	12.90%	2,382,504	13.15%	<b>2,020,000</b>	7,731,243	14.38%
S&P BSE 500 TRI <sup>1</sup>	128,147	12.84%	435,026	12.69%	905,388	16.47%	1,412,703	14.59%	2,488,043	13.96%	2,020,000	6,760,389	13.03%
Nifty 50 TRI <sup>2</sup>	124,691	7.34%	420,986	10.44%	859,550	14.36%	1,359,628	13.52%	2,350,940	12.90%	2,020,000	6,207,984	12.17%
<b>Invesco India Growth Opportunities Fund</b>	131,859	18.84%	438,613	13.26%	876,571	15.16%	1,366,568	13.66%	2,429,225	13.52%	<b>1,950,000</b>	6,572,856	13.60%
NIFTY LargeMidcap 250 TRI <sup>1</sup>	131,759	18.68%	455,418	15.89%	969,130	19.26%	1,510,757	16.47%	2,745,168	15.80%	1,950,000	7,478,747	14.96%
Nifty 50 TRI <sup>2</sup>	124,691	7.34%	420,986	10.44%	859,550	14.36%	1,359,628	13.52%	2,350,940	12.90%	1,950,000	5,805,405	12.29%
<b>Invesco India Contra Fund</b>	128,845	13.96%	435,639	12.79%	898,404	16.16%	1,408,936	14.52%	2,616,009	14.90%	<b>1,990,000</b>	8,137,966	15.29%
S&P BSE 500 TRI <sup>1</sup>	128,147	12.84%	435,026	12.69%	905,388	16.47%	1,412,703	14.59%	2,488,043	13.96%	1,990,000	6,566,985	13.10%
Nifty 50 TRI <sup>2</sup>	124,691	7.34%	420,986	10.44%	859,550	14.36%	1,359,628	13.52%	2,350,940	12.90%	1,990,000	6,029,381	12.21%
<b>Invesco India Multicap Fund</b>	132,718	20.24%	447,834	14.71%	932,879	17.70%	1,413,254	14.60%	2,529,384	14.27%	-	-	-
Nifty 500 Multicap 50:25:25 TRI <sup>1</sup>	133,144	20.94%	459,212	16.47%	982,304	19.81%	1,506,501	16.39%	2,689,892	15.42%	-	-	-
Nifty 50 TRI <sup>2</sup>	124,691	7.34%	420,986	10.44%	859,550	14.36%	1,359,628	13.52%	2,350,940	12.90%	-	-	-
<b>Invesco India Midcap Fund</b>	133,837	22.08%	463,073	17.06%	993,588	20.28%	1,561,675	17.40%	2,892,070	16.76%	-	-	-
S&P BSE Midcap 150 TRI <sup>1</sup>	138,059	29.07%	489,169	20.97%	1,094,570	24.29%	1,683,733	19.52%	3,183,239	18.54%	-	-	-
Nifty 50 TRI <sup>2</sup>	124,691	7.34%	420,986	10.44%	859,550	14.36%	1,359,628	13.52%	2,350,940	12.90%	-	-	-
<b>Invesco India Smallcap Fund</b>	140,856	33.76%	506,913	23.55%	1,148,396	26.30%	-	-	-	-	<b>600,000</b>	1,148,639	26.31%
S&P BSE 250 Smallcap TRI <sup>1</sup>	142,461	36.48%	507,814	23.68%	1,141,769	26.06%	-	-	-	-	600,000	1,142,705	26.09%
Nifty 50 TRI <sup>2</sup>	124,691	7.34%	420,986	10.44%	859,232	14.34%	-	-	-	-	600,000	859,901	14.38%
<b>Invesco India Infrastructure Fund</b>	137,729	28.52%	500,095	22.57%	1,083,673	23.88%	1,674,972	19.37%	2,953,619	17.16%	-	-	-
S&P BSE India Infrastructure TRI <sup>1</sup>	145,641	41.91%	543,111	28.63%	1,148,733	26.31%	1,635,665	18.70%	2,659,102	15.20%	-	-	-
Nifty 50 TRI <sup>2</sup>	124,691	7.34%	420,986	10.44%	859,550	14.36%	1,359,628	13.52%	2,350,940	12.90%	-	-	-
<b>Invesco India Financial Services Fund</b>	132,452	19.81%	445,810	14.40%	870,177	14.86%	1,341,741	13.15%	2,473,250	13.85%	<b>1,840,000</b>	6,324,930	14.69%
Nifty Financial Services TRI <sup>1</sup>	121,148	1.78%	405,782	7.93%	806,211	11.77%	1,301,961	12.30%	2,442,442	13.62%	1,840,000	6,432,030	14.88%
Nifty 50 TRI <sup>2</sup>	124,691	7.34%	420,986	10.44%	859,550	14.36%	1,359,628	13.52%	2,350,940	12.90%	1,840,000	5,309,483	12.72%
<b>Invesco India Largecap Fund</b>	127,756	12.21%	421,362	10.50%	843,207	13.58%	1,299,889	12.26%	2,236,769	11.97%	<b>1,710,000</b>	4,317,158	12.09%
Nifty 100 TRI <sup>1</sup>	124,611	7.21%	416,087	9.64%	846,781	13.75%	1,328,956	12.88%	2,315,714	12.62%	1,710,000	4,453,832	12.48%
Nifty 50 TRI <sup>2</sup>	124,691	7.34%	420,986	10.44%	859,550	14.36%	1,359,628	13.52%	2,350,940	12.90%	1,710,000	4,450,407	12.47%
<b>Invesco India PSU Equity Fund</b>	140,256	32.75%	521,410	25.61%	1,052,072	22.65%	1,557,511	17.33%	2,687,566	15.40%	<b>1,680,000</b>	4,523,652	13.13%
S&P BSE PSU TRI <sup>1</sup>	143,562	38.35%	570,550	32.33%	1,136,223	25.85%	1,582,320	17.77%	2,437,450	13.58%	1,680,000	3,531,913	9.98%
Nifty 50 TRI <sup>2</sup>	124,691	7.34%	420,986	10.44%	859,550	14.36%	1,359,628	13.52%	2,350,940	12.90%	1,680,000	4,302,284	12.50%
<b>Invesco India Focused 20 Equity Fund</b>	132,187	19.38%	426,410	11.31%	-	-	-	-	-	-	<b>370,000</b>	443,240	11.75%
S&P BSE 500 TRI <sup>1</sup>	128,147	12.84%	435,026	12.69%	-	-	-	-	-	-	370,000	453,703	13.32%
Nifty 50 TRI <sup>2</sup>	124,691	7.34%	420,986	10.44%	-	-	-	-	-	-	370,000	438,628	11.06%
<b>Invesco India ESG Equity Fund</b>	127,606	11.97%	-	-	-	-	-	-	-	-	<b>320,000</b>	350,218	6.71%
Nifty100 ESG Index TRI <sup>1</sup>	126,029	9.46%	-	-	-	-	-	-	-	-	320,000	350,570	6.78%
Nifty 50 TRI <sup>2</sup>	124,691	7.34%	-	-	-	-	-	-	-	-	320,000	361,074	9.03%
<b>Invesco India Flexi Cap Fund</b>	132,667	20.16%	-	-	-	-	-	-	-	-	<b>210,000</b>	242,863	16.88%
S&P BSE 500 TRI <sup>1</sup>	128,147	12.84%	-	-	-	-	-	-	-	-	210,000	233,978	12.37%
Nifty 50 TRI <sup>2</sup>	124,691	7.34%	-	-	-	-	-	-	-	-	210,000	228,036	9.33%

**Past performance may or may not be sustained in future.** The performance details provided herein are of existing plan (non - direct plan) – Growth Option. Different plans have different expense structure. Load is not taken into consideration. Please refer relative performance table for non SIP returns. Scheme Inception Dates: Invesco India Tax Plan: 29th December 2006, Invesco India Growth Opportunities Fund: 09th August 2007, Invesco India Contra Fund: 11th April 2007, Invesco India Multicap Fund: 17th March, 2008, Invesco India Midcap Fund: 19th April 2007, Invesco India Smallcap Fund: 30th October 2018, Invesco India Infrastructure Fund: 21st November 2007, Invesco India Financial Services Fund: 14th July 2008, Invesco India Largecap Fund: 21st August 2009, Invesco India PSU Equity Fund: 18th November 2009, Invesco India Focused 20 Equity Fund: 29th September, 2020, Invesco India ESG Equity Fund: 20th March 2021, Invesco India Flexi Cap Fund: 14<sup>th</sup> February 2022. Please refer to section on ‘SIP Performance of other schemes managed’ for the fund performance of the other schemes managed by the fund managers. Benchmark Returns are calculated using Total Return variant of respective Benchmark Index. <sup>1</sup>Scheme Benchmark. <sup>2</sup>Additional Benchmark. <sup>3</sup>The name of Invesco India Tax Plan was changed to Invesco India ELSS Tax Saver Fund w.e.f. November 6, 2023.

### Fund manager managing the fund:

Scheme Name	Fund Manager	Managing Since
Invesco India ELSS Tax Saver Fund	Amit Nigam	03 Sep 2020
	Dhimant Kothari	29 <sup>th</sup> Mar 2018
Invesco India Growth Opportunities Fund	Amit Ganatra	21 Jan 2022
	Pranav Gokhale <sup>4</sup>	19 May 2020
Invesco India Contra Fund	Taher Badshah	13 Jan 2017
	Dhimant Kothari	19 May 2020
Invesco India Multicap Fund	Pranav Gokhale <sup>5</sup>	29 Mar 2018
	Amit Nigam	03 Sep 2020

Scheme Name	Fund Manager	Managing Since
Invesco India Midcap Fund	Pranav Gokhale <sup>4</sup>	29 Mar 2018
	Amit Ganatra	01 Sep 2023
Invesco India Smallcap Fund	Taher Badshah	30 Oct 2018
	Pranav Gokhale <sup>4</sup>	01 Mar 2019
Invesco India Infrastructure Fund	Amit Nigam	03 Sep 2020
	Hiten Jain	19 May 2020
Invesco India Financial Services Fund	Hiten Jain	19 May 2020
	Dhimant Kothari	01 June 2018

Scheme Name	Fund Manager	Managing Since
Invesco India Largecap Fund	Amit Nigam	03 Sep 2020
	Dhimant Kothari	14 Sep 2022
Invesco India PSU Equity Fund	Dhimant Kothari	19 May 2020
Invesco India Focused 20 Equity Fund	Taher Badshah	29 Sep 2020
	Hiten Jain	14 Sep 2022
Invesco India ESG Equity Fund	Taher Badshah	20 Mar 2021
	Amit Nigam	20 Mar 2021
Invesco India Flexi Cap Fund	Amit Ganatra	01 Sep 2022
	Taher Badshah	14 Feb 2022

<sup>4</sup>Mr. Pranav Gokhale ceased to be a Fund Manager w.e.f. close of business hours of October 30, 2023 and Mr. Aditya Khemani was appointed as a fund manager with effect from November 9, 2023.

<sup>5</sup>Mr. Pranav Gokhale ceased to be a Fund Manager w.e.f. close of business hours of October 30, 2023.

### Note:

- Invesco India Multicap Fund: Returns for other periods not available as the Scheme was close-ended and re-opened for purchase on 18 March 2011, first SIP instalment is taken as 1 April 2011, Invesco India Midcap Fund: Returns for other periods not available as the Scheme was close-ended and re-opened for purchase on 20th April, 2010, first SIP instalment is taken as 1st May 2010, Invesco India Infrastructure Fund: Returns for other periods not available as the Scheme was close-ended and re-opened for purchase on 23rd November 2010, first SIP instalment is taken as 1st December 2010.
- XIRR method is used to calculate SIP returns. The above investment simulation is for illustrative purpose only and should not be construed as a promise on minimum returns and safeguard of capital. Invesco Asset Management (India) Private Limited/Invesco Mutual Fund is not guaranteeing or promising or forecasting any returns. SIP does not ensure a profit or guarantee protection against a loss in a declining market. Please refer SIP Enrolment Form or contact nearest ISC for Load Structure. Please refer last slide for disclaimer and risk factors.

# Performance of Other Schemes Managed

(as at 31<sup>st</sup> October, 2023)

## SIP Return Analysis as on 31<sup>st</sup> October, 2023 (Rs. 10,000 invested on the first business day of every month)

SIP Period	1 Year		3 Years		5 Years		7 Years		10 Years		Since Inception		
Total amount invested (Rs.)	120,000		360,000		600,000		840,000		1,200,000				
Scheme / Benchmark / Additional Benchmark	Market value (Rs.)	SIP returns (%) XIRR	Market value (Rs.)	SIP returns (%) XIRR	Market value (Rs.)	SIP returns (%) XIRR	Market value (Rs.)	SIP returns (%) XIRR	Market value (Rs.)	SIP returns (%) XIRR	Total amount invested (Rs.)	Market value (Rs.)	SIP returns (%) XIRR
<b>Invesco India Balanced Advantage Fund</b>	126,824	10.72%	410,499	8.72%	760,157	9.40%	1,133,666	8.43%	1,887,882	8.77%	<b>1,930,000</b>	4,697,917	10.25%
NIFTY 50 Hybrid Composite Debt 50:50 Index <sup>1</sup>	124,296	6.71%	405,219	7.84%	781,150	10.50%	1,218,327	10.45%	2,063,337	10.45%	1,930,000	4,766,100	10.41%
Nifty 50 TRI <sup>2</sup>	124,691	7.34%	420,986	10.44%	859,550	14.36%	1,359,628	13.52%	2,350,940	12.90%	1,930,000	5,700,018	12.34%
<b>Invesco India Arbitrage Fund</b>	124,829	7.55%	394,227	5.99%	686,949	5.36%	1,014,892	5.32%	1,592,587	5.52%	<b>1,980,000</b>	3,375,313	6.13%
Nifty 50 Arbitrage <sup>1</sup>	125,238	8.20%	394,407	6.02%	684,098	5.19%	1,004,643	5.04%	1,564,285	5.18%	1,980,000	NA	NA
CRISIL 1 Year T-Bill Index <sup>2</sup>	124,431	6.92%	390,471	5.35%	684,219	5.20%	1,020,839	5.49%	1,622,173	5.88%	1,980,000	3,391,793	6.18%
<b>Invesco India - Invesco Pan European Equity Fund of Fund<sup>3</sup></b>	118,968	-1.59%	399,363	6.86%	742,698	8.47%	1,071,110	6.84%	-	-	<b>1,170,000</b>	1,567,766	5.86%
MSCI Europe - Net Total Return <sup>1</sup>	118,866	-1.75%	385,095	4.43%	725,988	7.56%	1,101,735	7.63%	-	-	1,170,000	1,693,670	7.38%
Nifty 50 TRI <sup>2</sup>	124,708	7.37%	420,732	10.40%	859,107	14.34%	1,359,405	13.52%	-	-	1,170,000	2,246,429	12.87%
<b>Invesco India - Invesco Global Equity Income Fund of Fund<sup>3</sup></b>	122,285	3.56%	406,588	8.07%	780,227	10.45%	1,176,086	9.46%	-	-	<b>1,140,000</b>	1,743,797	8.69%
MSCI World Index - Net Total Return <sup>1</sup>	121,359	2.11%	388,110	4.95%	769,932	9.92%	1,238,868	10.92%	-	-	1,140,000	1,975,862	11.19%
Nifty 50 TRI <sup>2</sup>	124,708	7.37%	420,732	10.40%	859,107	14.34%	1,359,405	13.52%	-	-	1,140,000	2,144,930	12.82%
<b>Invesco India – Invesco Global Consumer Trends Fund Of Fund<sup>3</sup></b>	112,298	-11.70%	-	-	-	-	-	-	-	-	350,000	274,657	-15.54%
MSCI World Consumer Discretionary Index - Net Total Return <sup>1</sup>	121,555	2.42%	-	-	-	-	-	-	-	-	350,000	347,982	-0.39%
Nifty 50 TRI <sup>2</sup>	124,708	7.37%	-	-	-	-	-	-	-	-	350,000	403,090	9.69%
<b>Invesco India Equity Savings Fund</b>	126,653	10.45%	396,181	6.32%	-	-	-	-	-	-	<b>560,000</b>	658,163	6.86%
Nifty Equity Savings Index <sup>1</sup>	124,827	7.55%	403,177	7.50%	-	-	-	-	-	-	560,000	689,491	8.86%
CRISIL 10 Year Gilt Index <sup>2</sup>	123,084	4.80%	380,537	3.64%	-	-	-	-	-	-	560,000	614,310	3.92%
<b>Invesco India Equity &amp; Bond Fund</b>	127,424	11.68%	412,482	9.04%	784,637	10.67%	-	-	-	-	<b>640,000</b>	846,980	10.43%
CRISIL Hybrid 35 + 65 - Aggressive Index <sup>1</sup>	125,709	8.95%	414,480	9.37%	819,689	12.44%	-	-	-	-	640,000	889,993	12.29%
Nifty 50 TRI <sup>2</sup>	124,691	7.34%	420,986	10.44%	859,550	14.36%	-	-	-	-	640,000	932,342	14.05%
<b>Invesco India - Invesco EQQQ NASDAQ-100 ETF Fund of Fund</b>	131,990	19.07%	-	-	-	-	-	-	-	-	190,000	217,144	17.14%
NASDAQ100 Notional Index (Net Total Return) <sup>1</sup>	133,540	21.61%	-	-	-	-	-	-	-	-	190,000	220,289	19.12%
Nifty 50 TRI <sup>2</sup>	124,770	7.47%	-	-	-	-	-	-	-	-	190,000	204,980	9.49%

**Past performance may or may not be sustained in future.** The performance details provided herein are of existing plan (non - direct plan) – Growth Option. Different plans have different expense structure. Load is not taken into consideration. Please refer relative performance table for non SIP returns. Scheme Inception Dates: Invesco India Balanced Advantage Fund: 4th October 2007, Invesco India Arbitrage Fund: 30th April 2007, Invesco India - Invesco Pan European Equity Fund of Fund: 31 January 2014, Invesco India - Invesco Global Equity Income Fund of Fund: 05 May 2014, Invesco India – Invesco Global Consumer Trends Fund Of Fund: 24 December 2020, Invesco India Equity Savings Fund: 7th March 2019, Invesco India Equity & Bond Fund: 30 June 2018, Invesco India - Invesco EQQQ NASDAQ-100 ETF Fund of Fund: 21<sup>st</sup> April 2022. Benchmark Returns are calculated using Total Return variant of respective Benchmark Index. <sup>1</sup>Scheme Benchmark. <sup>2</sup>Additional Benchmark.<sup>3</sup>Fund of Funds Schemes - The investor will bear the recurring expenses of the scheme, in addition to the expenses of underlying scheme.

### Fund manager managing the fund:

Scheme Name	Fund Manager	Managing Since	Scheme Name	Fund Manager	Managing Since
Invesco India Balanced Advantage Fund	Amit Ganatra	01 Sep 2022	Invesco India – Invesco Global Consumer Trends Fund Of Fund	Amit Nigam (Equity)	09 July 2022
	Dhimant Kothari	01 Sep 2022		Krishna Cheemalapati (Debt)	24 Dec 2020
Invesco India Arbitrage Fund	Deepak Gupta	11 Nov 2021	Invesco India Equity Savings Fund	Dhimant Kothari (Equity)	19 May 2020
	Kuber Mannadi	01 Sep 2022		Amit Nigam (Equity)	03 Sep 2020
Invesco India - Invesco Pan European Equity Fund of Fund	Amit Nigam	09 July 2022	Invesco India Equity & Bond Fund	Krishna Cheemalapati (Debt)	07 Mar 2019
	Amit Nigam	09 July 2022		Dhimant Kothari (Equity)	01 Sep 2022
Invesco India - Invesco Global Equity Income Fund of Fund	Amit Nigam	09 July 2022	Invesco India - Invesco EQQQ NASDAQ-100 ETF Fund of Fund	Pranav Gokhale (Equity) <sup>4</sup>	19 May 2020
	Amit Nigam	09 July 2022		Krishna Cheemalapati (Debt)	30 June 2018
				Amit Nigam (Equity)	09 July 2022
				Krishna Cheemalapati (Debt)	21 April 2022

<sup>4</sup>Mr. Pranav Gokhale ceased to be a Fund Manager w.e.f. close of business hours of October 30, 2023.

- Notes:**
- The inception date of the Invesco India Arbitrage Fund is 30 April, 2007 which is prior to the date (i.e. 01 April, 2010) from which figures for Nifty 50 Arbitrage Index (Benchmark Index) are available. Hence returns since inception and for other required periods are not available for Nifty 50 Arbitrage Index
  - XIRR method is used to calculate SIP returns. The above investment simulation is for illustrative purpose only and should not be construed as a promise on minimum returns and safeguard of capital. Invesco Asset Management (India) Private Limited/Invesco Mutual Fund is not guaranteeing or promising or forecasting any returns. SIP does not ensure a profit or guarantee protection against a loss in a declining market. Please refer SIP Enrolment Form or contact nearest ISC for Load Structure. Please refer last slide for disclaimer and risk factors.

## Lumpsum Performance as on 31<sup>st</sup> October, 2023

Scheme / Benchmark / Additional Benchmark	Inception Date	Returns (%) CAGR						Value of Rs. 10,000/- invested					
		1 Year	3 Years	5 Years	7 Years	10 Years	Since Inception	1 Year	3 Years	5 Years	7 Years	10 Years	Since Inception
<b>Invesco India Arbitrage Fund</b>	<b>30 April 2007</b>	7.42%	5.08%	5.13%	5.36%	5.98%	6.52%	10,742	11,603	12,845	14,416	17,887	28,363
Nifty 50 Arbitrage		7.80%	5.15%	4.92%	4.84%	5.73%	NA	10,780	11,629	12,714	13,925	17,463	NA
CRISIL 1 Year T Bill Index <sup>1</sup>		7.01%	4.63%	5.68%	5.77%	6.45%	6.18%	10,701	11,454	13,184	14,823	18,690	26,937
<b>Invesco India Balanced Advantage Fund</b>	<b>04 October 2007</b>	9.13%	11.19%	8.95%	8.53%	10.45%	9.25%	10,913	13,750	15,354	17,753	27,034	41,470
NIFTY 50 Hybrid Composite Debt 50:50 Index		7.25%	11.94%	11.58%	10.48%	10.91%	9.43%	10,725	14,031	17,303	20,116	28,176	42,615
Nifty 50 TRI <sup>1</sup>		7.01%	19.27%	14.27%	13.34%	13.07%	9.70%	10,701	16,976	19,487	24,060	34,192	44,322
<b>Invesco India Multicap Fund</b>	<b>17 March 2008</b>	15.13%	23.84%	15.21%	12.41%	17.71%	15.20%	11,513	19,002	20,302	22,714	51,119	91,400
Nifty 500 Multicap 50:25:25 TRI		15.59%	26.23%	17.08%	14.19%	17.02%	13.15%	11,559	20,127	22,007	25,361	48,188	68,946
Nifty 50 TRI <sup>1</sup>		7.01%	19.27%	14.27%	13.34%	13.07%	11.00%	10,701	16,976	19,487	24,060	34,192	51,115
<b>Invesco India Smallcap Fund</b>	<b>30 October 2018</b>	24.47%	34.68%	21.97%	-	-	22.09%	12,447	24,446	27,007	-	-	27,160
S&P BSE 250 Smallcap TRI		27.79%	34.69%	19.54%	-	-	19.85%	12,779	24,456	24,424	-	-	24,749
Nifty 50 TRI <sup>1</sup>		7.01%	19.27%	14.27%	-	-	14.68%	10,701	16,976	19,487	-	-	19,847
<b>Invesco India Growth Opportunities Fund</b>	<b>09 August 2007</b>	12.83%	19.57%	14.08%	13.31%	15.03%	11.70%	11,283	17,104	19,330	24,018	40,585	60,310
NIFTY Large Midcap 250 TRI		14.25%	25.34%	17.02%	14.79%	17.24%	12.61%	11,425	19,701	21,950	26,308	49,119	68,823
Nifty 50 TRI <sup>1</sup>		7.01%	19.27%	14.27%	13.34%	13.07%	10.75%	10,701	16,976	19,487	24,060	34,192	52,515
<b>Invesco India Contra Fund</b>	<b>11 April 2007</b>	10.27%	21.19%	14.73%	14.06%	18.21%	14.08%	11,027	17,810	19,883	25,159	53,345	88,660
S&P BSE 500 TRI		9.63%	21.99%	15.34%	13.64%	14.72%	12.06%	10,963	18,164	20,424	24,510	39,502	65,974
Nifty 50 TRI <sup>1</sup>		7.01%	19.27%	14.27%	13.34%	13.07%	11.44%	10,701	16,976	19,487	24,060	34,192	60,176
<b>Invesco India Infrastructure Fund</b>	<b>21 Nov 2007</b>	22.80%	33.61%	20.66%	16.57%	19.48%	9.10%	12,280	23,873	25,593	29,292	59,364	40,130
S&P BSE India Infrastructure TRI		31.25%	42.65%	17.95%	12.69%	13.52%	5.91%	13,125	29,055	22,835	23,114	35,572	24,984
Nifty 50 TRI <sup>1</sup>		7.01%	19.27%	14.27%	13.34%	13.07%	9.33%	10,701	16,976	19,487	24,060	34,192	41,492
<b>Invesco India Midcap Fund</b>	<b>19 April, 2007</b>	17.12%	25.51%	17.84%	15.06%	20.02%	15.28%	11,712	19,784	22,732	26,734	62,073	105,090
S&P BSE Midcap 150 TRI		22.64%	30.86%	20.33%	16.14%	20.85%	14.50%	12,264	22,425	25,236	28,555	66,537	93,915
Nifty 50 TRI <sup>1</sup>		7.01%	19.27%	14.27%	13.34%	13.07%	11.23%	10,701	16,976	19,487	24,060	34,192	58,144
<b>Invesco India PSU Equity Fund</b>	<b>18 Nov 2009</b>	26.09%	30.85%	18.99%	12.79%	16.01%	10.08%	12,609	22,422	23,864	23,254	44,197	38,230
S&P BSE PSU TRI		33.62%	44.92%	16.10%	10.37%	11.51%	5.00%	13,362	30,468	21,099	19,972	29,748	19,765
Nifty 50 TRI <sup>1</sup>		7.01%	19.27%	14.27%	13.34%	13.07%	11.32%	10,701	16,976	19,487	24,060	34,192	44,665
<b>Invesco India Financial Services Fund</b>	<b>14 July 2008</b>	15.90%	20.85%	13.95%	13.04%	15.79%	15.74%	11,590	17,658	19,220	23,616	43,361	93,660
Nifty Financial Services TRI		4.55%	19.07%	13.24%	13.94%	15.75%	16.05%	10,455	16,890	18,628	24,963	43,220	97,645
Nifty 50 TRI <sup>1</sup>		7.01%	19.27%	14.27%	13.34%	13.07%	12.02%	10,701	16,976	19,487	24,060	34,192	56,811
<b>Invesco India ELSS Tax Saver Fund</b>	<b>29 Dec 2006</b>	12.46%	18.38%	13.69%	12.37%	15.80%	13.86%	11,246	16,596	19,004	22,658	43,406	89,070
S&P BSE 500 TRI		9.63%	21.99%	15.34%	13.64%	14.72%	11.56%	10,963	18,164	20,424	24,510	39,502	63,170
Nifty 50 TRI <sup>1</sup>		7.01%	19.27%	14.27%	13.34%	13.07%	11.10%	10,701	16,976	19,487	24,060	34,192	58,879
<b>Invesco India Equity &amp; Bond Fund</b>	<b>30 June 2018</b>	8.95%	13.46%	10.43%	-	-	9.10%	10,895	14,613	16,426	-	-	15,924
CRISIL Hybrid 35 + 65 - Aggressive Index		7.82%	15.06%	12.86%	-	-	11.75%	10,782	15,239	18,314	-	-	18,096
Nifty 50 TRI <sup>1</sup>		7.01%	19.27%	14.27%	-	-	12.76%	10,701	16,976	19,487	-	-	18,990
<b>Invesco India Equity Savings Fund</b>	<b>7 March 2019</b>	9.49%	7.42%	-	-	-	6.76%	10,949	12,399	-	-	-	13,558
Nifty Equity Savings Index		7.38%	10.14%	-	-	-	9.11%	10,738	13,365	-	-	-	15,007
Nifty 50 TRI <sup>1</sup>		7.44%	2.65%	-	-	-	5.67%	10,744	10,816	-	-	-	12,924
<b>Invesco India Focused 20 Equity Fund</b>	<b>29 Sep 2020</b>	10.07%	19.13%	-	-	-	18.36%	11,007	16,915	-	-	-	16,830
S&P BSE 500 TRI		9.63%	21.99%	-	-	-	22.42%	10,963	18,164	-	-	-	18,677
Nifty 50 TRI <sup>1</sup>		7.01%	19.27%	-	-	-	20.18%	10,701	16,976	-	-	-	17,642
<b>Invesco India ESG Equity Fund</b>	<b>20 March 2021</b>	8.09%	-	-	-	-	10.84%	10,809	-	-	-	-	13,090
Nifty100 ESG Index TRI		5.23%	-	-	-	-	10.37%	10,523	-	-	-	-	12,945
Nifty 50 TRI <sup>1</sup>		7.01%	-	-	-	-	11.74%	10,701	-	-	-	-	13,369
<b>Invesco India Largecap Fund</b>	<b>21 August 2009</b>	9.15%	17.92%	13.36%	11.43%	13.19%	11.75%	10,915	16,402	18,724	21,359	34,536	48,420
Nifty 100 TRI		5.33%	18.75%	13.69%	12.79%	13.30%	12.25%	10,533	16,755	19,003	23,259	34,891	51,620
S&P BSE Sensex TRI <sup>1</sup>		7.01%	19.27%	14.27%	13.34%	13.07%	11.99%	10,701	16,976	19,487	24,060	34,192	49,952
<b>Invesco India - Invesco Global Equity Income Fund of Fund<sup>2</sup></b>	<b>05 May 2014</b>	22.92%	15.68%	8.72%	9.70%	-	7.31%	12,292	15,492	15,192	19,142	-	19,545
MSCI World Index – Net Total Return		11.10%	11.79%	10.85%	12.63%	-	10.95%	11,110	13,980	16,740	23,023	-	26,831
Nifty 50 TRI <sup>1</sup>		7.01%	19.16%	14.27%	13.34%	-	13.06%	10,701	16,935	19,487	24,060	-	32,079

**Past performance may or may not be sustained in future.** The performance details provided herein are of existing plan (non - direct plan) – Growth Option. Different plans have different expense structure. Returns greater than 1 year are compounded annualized. Fund Managers: Invesco India Arbitrage Fund – Deepak Gupta managing since November 11, 2021 and Kuber Mannadi managing since September 01, 2022; Invesco India Balanced Advantage Fund – Amit Ganatra and Dhimant Kothari managing since September 01, 2022; Invesco India Multicap Fund - Pranav Gokhale managing since March 29, 2018 (Mr. Pranav Gokhale ceased to be a Fund Manager w.e.f. close of business hours of October 30, 2023) and Amit Nigam managing since September 03, 2020, Invesco India Contra Fund – Taher Badshah managing since January 13, 2017 and Dhimant Kothari managing since May 19, 2020; Invesco India Growth Opportunities Fund – Amit Ganatra managing since January 21, 2022 and Pranav Gokhale managing since May 19, 2020 (Mr. Pranav Gokhale ceased to be a Fund Manager w.e.f. close of business hours of October 30, 2023 and Mr. Aditya Khemani was appointed as a fund manager with effect from November 9, 2023); Invesco India Smallcap Fund - Taher Badshah managing since October 30, 2018 and Pranav Gokhale managing since March 01, 2019 (Mr. Pranav Gokhale ceased to be a Fund Manager w.e.f. close of business hours of October 30, 2023 and Mr. Aditya Khemani was appointed as a fund manager with effect from November 9, 2023); Invesco India Infrastructure Fund – Amit Nigam managing the scheme since September 03, 2020; Invesco India Midcap Fund - Pranav Gokhale managing the scheme since March 29, 2018 (Mr. Pranav Gokhale ceased to be a Fund Manager w.e.f. close of business hours of October 30, 2023 and Mr. Aditya Khemani was appointed as a fund manager with effect from November 9, 2023); Invesco India PSU Equity Fund - Dhimant Kothari managing since May 19, 2020; Invesco India Financial Services Fund - Hiten Jain managing since May 19, 2020 and Dhimant Kothari managing since June 01, 2018; Invesco India Tax Plan – Amit Nigam managing since September 03, 2020 and Dhimant Kothari managing since March 29, 2018; Invesco India Equity & Bond Fund – Dhimant Kothari managing since September 01, 2022, Pranav Gokhale managing since May 19, 2020 (For equity investments) (Mr. Pranav Gokhale ceased to be a Fund Manager w.e.f. close of business hours of October 30, 2023) and Krishna Cheemalapati (For debt investments) – June 30, 2018; Invesco India Equity Savings Fund – Dhimant Kothari managing since May 19, 2020 & Amit Nigam managing since September 03, 2020 (For equity instrument) and Krishna Cheemalapati (For debt investments) – March 07, 2019; Invesco India Focused 20 Equity Fund - Taher Badshah managing since September 29, 2020 & Hiten Jain managing since September 14, 2022; Invesco India ESG Equity Fund - Taher Badshah & Amit Nigam managing since March 20, 2021; Invesco India Largecap Fund – Amit Nigam managing since September 03, 2020 and Dhimant Kothari managing since September 14, 2022; Invesco India - Invesco Global Equity Income Fund of Fund – Amit Nigam – July 09, 2022. Benchmark Returns are calculated using Total Return variant of respective Benchmark Index, wherever applicable. The inception date of the Invesco India Arbitrage Fund is 30 April, 2007 which is prior to the date (i.e. 01 April, 2010) from which figures for Nifty 50 Arbitrage Index (Benchmark Index) are available. Hence returns since inception and for other required periods are not available for Nifty 50 Arbitrage Index. <sup>1</sup>Additional benchmark. <sup>2</sup>Fund of Funds Schemes - The investor will bear the recurring expenses of the scheme, in addition to the expenses of underlying scheme. For performance of direct plans please click on the link: [www.invescomutualfund.com/fund-performance](http://www.invescomutualfund.com/fund-performance) TRI: Total Return Index.



# Lumpsum Performance (as at 31<sup>st</sup> October 2023)

(CONTINUED)

## Lumpsum Performance as on 31<sup>st</sup> October, 2023

Scheme / Benchmark / Additional Benchmark	Inception Date	Returns (%) CAGR						Value of Rs. 10,000/- invested					
		1 Year	3 Years	5 Years	7 Years	10 Years	Since Inception	1 Year	3 Years	5 Years	7 Years	10 Years	Since Inception
<b>Invesco India - Invesco Pan European Equity Fund of Fund<sup>2</sup></b>	<b>31 January 2014</b>	19.91%	16.59%	5.36%	7.36%	-	3.80%	11,991	15,861	12,982	16,448	-	14,391
MSCI Europe Index – Net Total Return		16.79%	12.17%	7.46%	9.16%	-	6.23%	11,679	14,122	14,331	18,487	-	18,031
Nifty 50 TRI <sup>1</sup>		7.01%	19.16%	14.27%	13.34%	-	13.81%	10,701	16,935	19,487	24,060	-	35,329
<b>Invesco India - Invesco Global Consumer Trends Fund Of Fund<sup>2</sup></b>	<b>24 December 2020</b>	3.26%	-	-	-	-	-15.61%	10,326	-	-	-	-	6,162
MSCI World Consumer Discretionary Index – Net Total Return		11.58%	-	-	-	-	1.63%	11,158	-	-	-	-	10,471
S&P BSE Sensex TRI <sup>1</sup>		7.01%	-	-	-	-	13.54%	10,701	-	-	-	-	14,365
<b>Invesco India Flexi Cap Fund</b>	<b>14 February 2022</b>	14.38%	-	-	-	-	12.17%	11,438	-	-	-	-	12,170
S&P BSE 500 TRI		9.63%	-	-	-	-	10.77%	10,963	-	-	-	-	11,910
Nifty 50 TRI <sup>1</sup>		7.01%	-	-	-	-	8.92%	10,701	-	-	-	-	11,573
<b>Invesco India - Invesco EQQQ NASDAQ-100 ETF Fund of Fund</b>	<b>21 April 2022</b>	24.27%	-	-	-	-	7.16%	12,427	-	-	-	-	11,116
NASDAQ100 Notional Index (Net Total Return)	-	27.83%	-	-	-	-	10.10%	12,783	-	-	-	-	11,585
Nifty 50 TRI <sup>1</sup>	-	7.01%	-	-	-	-	7.69%	10,701	-	-	-	-	11,199

**Past performance may or may not be sustained in future.** The performance details provided herein are of existing plan (non - direct plan) – Growth Option. Different plans have different expense structure. Returns greater than 1 year are compounded annualized. Fund Managers: Invesco India - Invesco Pan European Equity Fund of Fund – Amit Nigam – July 09, 2022, Invesco India - Invesco Global Consumer Trends Fund Of Fund – Amit Nigam – July 09, 2022 & Krishna Cheemalapati (Debt Investments) - December 24, 2020, Invesco India Flexi Cap Fund – Amit Ganatra – September 01, 2022 & Taher Badshah – February 14, 2022, Invesco India - Invesco EQQQ NASDAQ-100 ETF Fund of Fund – Amit Nigam – July 09, 2022 & Krishna Cheemalapati (Debt Investments) – April 21, 2022 <sup>1</sup>Additional benchmark. <sup>2</sup>Fund of Funds Schemes - The investor will bear the recurring expenses of the scheme, in addition to the expenses of underlying scheme. Benchmark Returns are calculated using Total Return variant of respective Benchmark Index, wherever applicable. For performance of direct plans please click on the link: [www.invescomutualfund.com/fund-performance](http://www.invescomutualfund.com/fund-performance) TRI: Total Return Index.

## Product Labelling (as at 31<sup>st</sup> October 2023)

Suitable for investors who are seeking\*

### Invesco India ELSS Tax Saver Fund<sup>4</sup>

(an open-ended Equity Linked Saving Scheme with a statutory lock-in of 3 years and tax benefit)

- capital appreciation over long-term
- investment in equity and equity-related instruments

### Invesco India Contra Fund

(an open-ended equity scheme following contrarian investment strategy)

- capital appreciation over long-term
- investments predominantly in equity and equity related instruments through contrarian investing

### Invesco India Growth Opportunities Fund

(Large & Mid cap Fund - An open-ended equity scheme investing in both large cap and mid cap stocks)

- capital appreciation over long-term
- investments predominantly in equity and equity-related instruments of large and midcap companies

### Invesco India Multicap Fund

(Multi Cap Fund - An open-ended equity scheme investing across large cap, mid cap, small cap stocks)

- capital appreciation over long-term
- investments in equity and equity related instruments across market capitalization

### Invesco India Midcap Fund

(Mid Cap Fund - An open-ended equity scheme predominantly investing in mid cap stocks)

- capital appreciation over long-term
- investments predominantly in equity and equity-related instruments of Midcap companies

### Invesco India Largecap Fund

(Large Cap Fund - An open-ended equity scheme predominantly investing in large cap stocks)

- capital appreciation over long-term
- investments predominantly in equity and equity-related instruments of largecap companies

### Invesco India Financial Services Fund

(an open-ended equity scheme investing in financial services sector)

- capital appreciation over long-term
- investment predominantly in equity and equity-related instruments of companies engaged in the business of banking and financial services

### Invesco India Infrastructure Fund

(an open-ended equity scheme following Infrastructure theme)

- capital appreciation over long-term
- investments predominantly in equity and equity-related instruments of infrastructure companies

### Invesco India PSU Equity Fund

(an open-ended equity scheme following PSU theme)

- capital appreciation over long-term
- investment in predominantly equity and equity-related instruments of Government companies (PSU's)

### Invesco India Smallcap Fund

(Small Cap Fund – An open-ended equity scheme predominantly investing in small cap stocks)

- Capital Appreciation over long term
- Investments predominantly in equity and equity-related instruments of Smallcap companies

### Invesco India Flexi Cap Fund

(An open ended dynamic equity scheme investing across large cap, mid cap, small cap stocks)

- Capital Appreciation over long term
- Investments in a dynamic mix of equity and equity related instruments across largecap, midcap and smallcap stocks

### Invesco India Focused 20 Equity Fund

(an open-ended equity scheme investing in maximum 20 stocks across market capitalization (i.e. Multicap))

- capital appreciation over long-term
- investments primarily in equity & equity related instruments across market capitalization subject to maximum 20 stocks

### Invesco India ESG Equity Fund

(an open ended equity scheme investing in companies following Environmental, Social and Governance (ESG) theme)

- capital appreciation over long-term
- investments predominantly in equity and equity related instruments of companies following ESG theme

### Invesco India Equity & Bond Fund

(an open ended hybrid scheme investing predominantly in equity and equity related instruments)

- Capital appreciation and current income over medium to long term
- Investments in equity and equity related instruments and fixed income securities

### Invesco India - Invesco Global Equity Income Fund of Fund<sup>3</sup>

(an open ended fund of fund scheme investing in Invesco Global Equity Income Fund)

- capital appreciation and/or income over long-term
- investment in units of Invesco Global Equity Income Fund, an overseas equity fund

### Invesco India - Invesco Pan European Equity Fund of Fund<sup>3</sup>

(an open ended fund of fund scheme investing in Invesco Pan European Equity Fund)

- capital appreciation over long-term
- investment in units of Invesco Pan European Equity Fund, an overseas equity fund

### Invesco India – Invesco EQQQ Nasdaq -100 ETF Fund of Fund<sup>3</sup>

(An open ended fund of fund scheme investing in Invesco EQQQ NASDAQ-100 UCITS ETF)

- capital appreciation over long-term
- returns that correspond to performance of Invesco EQQQ NASDAQ-100 UCITS ETF, subject to currency movements and tracking error

### Invesco India – Invesco Global Consumer Trends Fund of Fund<sup>3</sup>

(An open ended fund of fund scheme investing in Invesco Global Consumer Trends Fund)

- Capital appreciation over long term
- Investment in units of Invesco Global Consumer Trends Fund, an overseas equity fund

### Invesco India Balanced Advantage Fund

(an open ended dynamic asset allocation fund)

- capital appreciation over long-term
- investments in equity and debt securities which are managed dynamically

### RISKOMETER



**\*Investors should consult their financial advisers if in doubt about whether the product is suitable for them.**

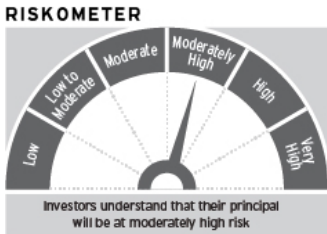
**Note:** <sup>3</sup>Fund of Funds Schemes - The investor will bear the recurring expenses of the scheme, in addition to the expenses of underlying scheme. <sup>4</sup>The name of Invesco India Tax Plan was changed to Invesco India ELSS Tax Saver Fund w.e.f. November 6, 2023

# Product Labelling (CONTINUED)

**Invesco India Equity Savings Fund**

(An open ended scheme investing in equity, arbitrage and debt)

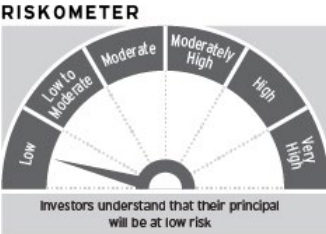
- Capital appreciation and current income
- Investments in equity and equity related instruments, arbitrage opportunities and fixed income instruments (including debt, government securities and money market instruments)





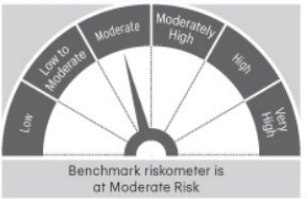

**Invesco India Arbitrage Fund**

(an open ended scheme investing in arbitrage opportunities)

- income over medium-term
- income through opportunities emerging out of difference in pricing between cash and derivatives markets and through deployment of surplus cash in fixed income instruments



**Benchmark Riskometer** (as at 31<sup>st</sup> October 2023)

Fund Name	Benchmark	Benchmark Riskometer
Invesco India Tax Plan	S&P BSE 500 TRI	 <p>Benchmark riskometer is at Very High Risk</p>
Invesco India Growth Opportunities Fund	NIFTY LargeMidcap 250 TRI	
Invesco India Contra Fund	S&P BSE 500 TRI	
Invesco India Multicap Fund	Nifty 500 Multicap 50:25:25 TRI	
Invesco India Midcap Fund	S&P BSE Midcap 150 TRI	
Invesco India Smallcap Fund	S&P BSE 250 Smallcap TRI	
Invesco India Infrastructure Fund	S&P BSE Infrastructure Index TRI	
Invesco India Financial Services Fund	Nifty Financial Services TRI	
Invesco India Largecap Fund	Nifty 50 TRI	
Invesco India PSU Equity Fund	S&P BSE PSU TRI	
Invesco India Focused 20 Equity Fund	S&P BSE 500 TRI	
Invesco India ESG Equity Fund	Nifty100 ESG Index TRI	
Invesco India Flexi Cap Fund	S&P BSE 500 TRI	
Invesco India Equity & Bond Fund	CRISIL Hybrid 35+65 - Aggressive Index	
Invesco India - Invesco Global Equity Income Fund of Fund <sup>1</sup>	MSCI World Index - Net Total Return	
Invesco India - Invesco Pan European Equity Fund of Fund <sup>1</sup>	MSCI Europe - Net Total Return	
Invesco India – Invesco EQQQ Nasdaq -100 ETF Fund of Fund <sup>1</sup>	NASDAQ-100 Notional Index (Net total return)	
Invesco India – Invesco Global Consumer Trends Fund of Fund <sup>1</sup>	MSCI World Consumer Discretionary Index - Net Total Return	
Invesco India Balanced Advantage Fund	NIFTY 50 Hybrid Composite Debt 50:50 Index	 <p>Benchmark riskometer is at High Risk</p>
Invesco India Equity Savings Fund	Nifty Equity Savings Index	 <p>Benchmark riskometer is at Moderate Risk</p>
Invesco India Arbitrage Fund	Nifty 50 Arbitrage	 <p>Benchmark riskometer is at Low Risk</p>

<sup>1</sup>Fund of Funds Schemes - The investor will bear the recurring expenses of the scheme, in addition to the expenses of underlying scheme

**Disclaimer:** The information alone is not sufficient and shouldn't be used for the development or implementation of an investment strategy. It should not be construed as investment advice to any party. All figures, charts/graphs and data included in this presentation are as on date and are subject to change without notice. The statements contained herein are based on our current views and involve known/unknown risks and uncertainties that could cause actual results, performance or events to differ materially from those expressed or implied in such statements. The data used in this presentation is obtained by Invesco Asset Management (India) Private Limited from the sources which it considers reliable. While utmost care has been exercised while preparing this presentation, Invesco Asset Management (India) Private Limited does not warrant the completeness or accuracy of the information and disclaims all liabilities, losses and damages arising out of the use of this information. The content of this presentation is intended solely for the use of the addressee. If you are not the addressee or the person responsible for delivering it to the addressee, any disclosure, copying, distribution or any action taken or omitted to be taken in reliance on it is prohibited and may be unlawful. The recipient(s) before acting on any information herein should make his/their own investigation and seek appropriate professional advice.

**Mutual Fund investments are subject to market risks, read all scheme related documents carefully.**