

Invesco India Ultra Short Term Fund

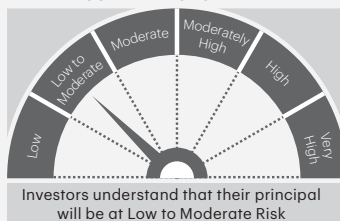
(An open ended ultra-short term debt scheme investing in instruments such that the Macaulay duration[^] of the portfolio is between 3 months to 6 months. A relatively low interest rate risk and moderate credit risk.)

Suitable for investors who are seeking*

- income over short term
- investments in a portfolio of short term money market and debt instruments

*Investors should consult their financial advisers if in doubt about whether the product is suitable for them.

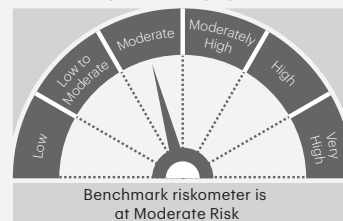
SCHEME RISKOMETER



SCHEME BENCHMARK

**NIFTY
Ultra Short Duration
Debt Index B-I**

BENCHMARK RISKOMETER



Presenting Invesco India Ultra Short Term Fund

Invesco India Ultra Short Term Fund is a fixed income scheme that seeks to generate accrual income by investing in a portfolio of short term money market and debt instruments while maintaining the portfolio Macaulay Duration between 3 months – 6 months.

Portfolio Characteristics

- Invesco India Ultra Short Term Fund is an actively managed fixed income scheme.
- It aims to identify securities that offer superior levels of yields while maintaining portfolio Macaulay Duration between 3 months – 6 months.
- It currently invests in debt securities rated AAA/A1+ and also has small exposure in AA+ and AA rated papers for yield enhancement.
- It has the flexibility to invest 100% portfolio in money market instruments.
- Securities are chosen based on our in-house comprehensive bottom-up credit assessment process.

Note: The above positioning is based on our current views & market conditions and are subject to change from time to time.

Fund Suitability

- Investors seeking to meet their short-term investment needs.

As on September 30, 2022

Holdings	Rating	% of Net Assets
Corporate Debt		47.54%
Nuclear Power Corporation Of India Limited	CRISIL AAA	4.77%
Sikka Ports and Terminals Limited	CRISIL AAA	4.75%
Jamnagar Utilities & Power Private Limited	CRISIL AAA	3.95%
HDB Financial Services Limited	CRISIL AAA	3.94%
SBI Cards and Payment Services Limited	CRISIL AAA	3.94%
Bajaj Finance Limited	CRISIL AAA	3.94%
Cholamandalam Investment and Finance Company Ltd	ICRA AA+	3.92%
Muthoot Finance Limited	CRISIL AA+	3.92%
Power Grid Corporation of India Limited	CRISIL AAA	3.18%
National Bank For Agriculture and Rural Development	ICRA AAA	3.14%
NTPC Limited	CRISIL AAA	2.36%
Telesonic Networks Limited	CRISIL AA+	2.34%
Torrent Power Limited	CRISIL AA+	1.60%
Export Import Bank of India	CRISIL AAA	0.80%
Indian Railway Finance Corporation Limited	CRISIL AAA	0.79%
Aditya Birla Fashion and Retail Limited	CRISIL AA	0.20%
Government Security		2.37%
State Government Bond		
8.89% Gujarat SDL (MD 19/12/2022)	Sovereign	0.79%
8.84% Maharashtra SDL (MD 17/10/2022)	Sovereign	0.79%
6.01% Odisha SDL (MD 15/10/2022)	Sovereign	0.79%
Money Market Instruments		36.19%
Certificate of Deposit		
Kotak Mahindra Bank Limited	CRISIL A1+	7.48%
HDFC Bank Limited	CARE A1+	3.80%
Bank of Baroda	CRISIL A1+	3.79%
Small Industries Dev Bank of India	CARE A1+	3.76%
ICICI Bank Limited	ICRA A1+	3.75%
Export Import Bank of India	CRISIL A1+	3.71%
Bank of Baroda	FITCH A1+	3.71%
Treasury Bill		
182 Days Tbill (MD 29/12/2022)	Sovereign	3.88%
364 Days Tbill (MD 02/03/2023)	Sovereign	2.30%
Cash & Cash Equivalent :		13.90%
Total		100.00%

[^]Please refer to the heading 'C. Asset Allocation Pattern' under Section 'II. Information about the Scheme' of Scheme Information Document where the concept of Macaulay duration has been explained.

As on September 30, 2022


Portfolio Statistics	
YTM ¹	6.84 %
Average Maturity	178 days
Macaulay Duration	176 days
Modified Duration	165 days

¹YTM: Yield to maturity should not be construed as minimum return offered by Scheme.

Rating Profile	
AAA	35.57%
A1+	30.00%
AA+	11.77%
SOVEREIGN	8.56%
AA	0.20%
Cash & Cash Equivalent:	13.90%

Maturity Profile	
< 31 days	1.58%
31 - 60 days	0.20%
61 - 91 days	4.68%
92 - 180 days	32.32%
181 days - 1 year	47.33%
Cash & Cash Equivalent	13.90%

Potential Risk Class Matrix			
Credit Risk → Interest Rate Risk ↓	Relatively Low (Class A)	Moderate (Class B)	Relatively High (Class C)
Relatively Low (Class I)		B-I	
Moderate (Class II)			
Relatively High (Class III)			

 **Call 1800-209-0007**
sms 'Invest' to 56677
[invescomutualfund.com](https://www.invescomutualfund.com)

Follow us on



Distributed by:

ARN Code:

EUN Code:

M:

E:

Address:

Disclaimer: This information alone is not sufficient and shouldn't be used for the development or implementation of an investment strategy. It should not be construed as investment advice to any party. The readers should exercise due caution and/or seek independent professional advice before making any investment decision or entering into any financial obligation based on information, statement or opinion which is expressed herein. While utmost care has been exercised while preparing this document, Invesco Asset Management (India) does not warrant the completeness or accuracy of the information and disclaims all liabilities, losses and damages arising out of the use of this information.

Mutual Fund investments are subject to market risks, read all scheme related documents carefully.

Key Facts

Investment Objective

To primarily generate accrual income by investing in a portfolio of short term Money Market and Debt Instruments.

Asset Allocation

Instruments	Indicative Allocation (% of Net Assets)		Risk Profile High/Medium /Low
	Minimum	Maximum	
Debt ² and Money Market Instruments ³	0	100	Low

²Debt includes government securities.

³The portfolio shall have Macaulay duration between 3 months to 6 months.

Plans/Options (Applicable to Direct Plan also)

Growth, IDCW Payout - Monthly, Quarterly, Annual. IDCW Reinvestment - Daily, Monthly, Quarterly, Annual

Minimum Investment

Lumpsum: Rs.1,000 and in multiples of Re.1 thereafter

Systematic Investment Plan:

Frequency	Months	Quarters
No. of installments	6	4
Minimum Amount	Rs.1,000	Rs.2,000
And in multiples of Re.1 thereafter		

Load Structure

Entry Load: Nil;

Exit Load: Nil

Fund Managers

Krishna Cheemalapati & Vikas Garg

Benchmark

NIFTY Ultra Short Duration Debt Index B-I

IDCW Payout - Payout of Income Distribution cum capital withdrawal option.

IDCW Reinvestment - Reinvestment of Income Distribution cum capital withdrawal option.

Invesco Asset Management (India)

Invesco Asset Management (India) offers expertise across equity and fixed income investments, with a broad range of funds to suit your every investment need. Our aim is to provide best-in-class investment products across asset classes, regions and risk spectrum, with high standards of customer service.

Invesco Limited – One of the world's leading independent global investment management firms

- US\$1.3 trillion in assets under management around the globe
- Specialised investment teams managing investments across a wide range of asset classes and investment styles
- More than 8,400 employees worldwide
- On-the-ground presence in more than 20 countries, serving clients in more than 120 countries

Source: AUM of \$1,390.4 billion, client-related data, investment professional and employee data as of June 30, 2022. AUM includes all assets under advisement, distributed and overseen by Invesco.