

Which one has greater potential for growth?

Invesco India Midcap Fund

(Mid Cap Fund-An open ended equity scheme predominantly investing in mid cap stocks)

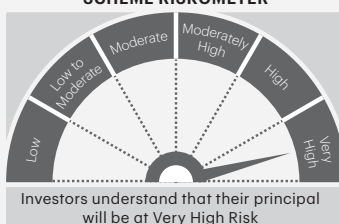


Suitable for investors who are seeking*

- capital appreciation over long-term
- investments predominantly in equity and equity-related instruments of Midcap companies

***Investors should consult their financial advisers if in doubt about whether the product is suitable for them.**

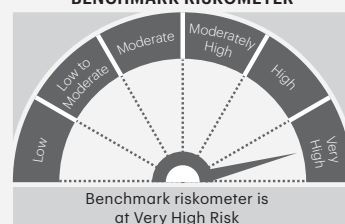
SCHEME RISKOMETER



SCHEME BENCHMARK

**S&P BSE
Midcap 150 TRI**

BENCHMARK RISKOMETER



Choose midcaps for greater growth potential on your investment in the long term.

Key features



Greater potential for growth

At the time of economic revival, there can be immense potential for midcap companies* to grow as they belong to high growth sectors or have niche market presence and are positioned to benefit from growing economy.



Under-researched companies, higher returns potential

Midcap companies are relatively under researched presenting an opportunity to exploit significant gaps between market price and intrinsic values, thereby generating higher returns than the market over a period of time.

(Past performance may or may not be sustained in future)



Capitalise on the opportunity

Guided by thorough research and processes, our expert team helps shortlist and invest in suitable midcap companies that have the potential to grow.

*Mid Cap: 101st - 250th company in terms of full market capitalization.

Invesco India Midcap Fund

Invesco India Midcap Fund seeks to invest in midcap companies:

- Using a bottom up stock picking approach with a top down overlay.
- By identifying companies with stable business models who are likely to be winners over a long-term horizon and hence potential wealth creators.
- In scalable / niche businesses with attractive return ratios, strong cash flows with healthy balance sheet position.
- With credible promoter/management pedigree who can take the company to the next level.
- At a portfolio construction level, our reasonably concentrated portfolio is significantly different from the benchmark.
- With larger allocation towards growth oriented companies that are trading at reasonable valuations.
- Taking active overweight positions in all the companies that are owned.

Returns as on June 30, 2022

Period	Returns % (CAGR)			Value of Rs.10,000/- invested		
	Fund	Benchmark S&P BSE Midcap 150 TRI	Additional Benchmark Nifty 50 TRI	Fund	Benchmark S&P BSE Midcap 150 TRI	Additional Benchmark Nifty 50 TRI
1 Year	-1.61%	-1.21%	1.66%	9,839	9,879	10,166
3 Years	16.58%	19.02%	11.55%	15,864	16,883	13,891
5 Years	12.40%	11.93%	12.03%	17,944	17,578	17,653
7 Years	12.07%	13.72%	10.86%	22,213	24,608	20,593
10 Years	18.12%	17.15%	12.94%	52,924	48,733	33,806
Since Inception (19 April, 2007)	14.30%	13.13%	10.77%	76,370	65,272	47,377

Past performance may or may not be sustained in future. The performance details provided herein are of existing plan (non - direct plan) - growth option. Different plans have different expense structure. For calculating returns since inception, NAV as on the date of Allotment is taken as Rs. 10/- . Face Value per unit is Rs. 10/- . Returns above 1 year are Compounded Annualised growth Rate (CAGR). Fund Managers: Pranav Gokhale managing since March 29, 2018 and Neelesh Dhamnaskar managing since July 18, 2018. Please refer last page for performance of other schemes managed by the fund managers. Benchmark Returns are calculated using Total Return variant of respective benchmark index.

SIP Performance as on June 30, 2022 (Rs. 10,000 invested on the first business day of every month)							
SIP investment	Total amount invested (Rs.)	Fund		S&P BSE Midcap 150 TRI		Nifty 50 TRI ¹	
		Market value (Rs.)	SIP returns (%) XIRR	Market value (Rs.)	SIP returns (%) XIRR	Market value (Rs.)	SIP returns (%) XIRR
1 Year	1,20,000	1,08,326	-17.63%	1,09,225	-16.31%	1,12,285	-11.77%
3 Years	3,60,000	4,60,233	16.66%	4,92,956	21.57%	4,43,322	14.03%
5 Years	6,00,000	8,46,418	13.75%	8,80,722	15.36%	8,15,648	12.25%
7 Years	8,40,000	13,54,997	13.43%	14,14,701	14.64%	13,07,686	12.44%
10 Years	12,00,000	27,43,317	15.79%	28,17,884	16.29%	22,74,620	12.29%
Since Inception	-	-	-	-	-	-	-
Past performance may or may not be sustained in future. The performance details provided herein are of existing plan (non - direct plan) - growth option. Different plans have different expense structure. Load is not taken into consideration. ¹ Additional Benchmark. Inception date: 19 April, 2007. Returns for other periods not available as the Scheme was close-ended and re-opened for purchase on 20th April, 2010, first SIP installment is taken as 1st May 2010. Fund Managers: Pranav Gokhale & Neelesh Dhamnaskar. Benchmark Returns are calculated using Total Return variant of respective benchmark index.							
Note: XIRR method is used to calculate SIP returns. The above investment simulation is for illustrative purpose only and should not be construed as a promise on minimum returns and safeguard of capital. Invesco Asset Management (India) Private Limited/Invesco Mutual Fund is not guaranteeing or promising or forecasting any returns. SIP does not ensure a profit or guarantee protection against a loss in a declining market. Please refer SIP Enrolment Form or contact nearest ISC for Load Structure.							

Performance of other Schemes managed by the Fund Manager (As on June 30, 2022)											
Fund	Fund Manager	1 Year		3 Years		5 Years		7 Years		10 Years	
		Fund	BM	Fund	BM	Fund	BM	Fund	BM	Fund	BM
Invesco India Dynamic Equity Fund	Pranav Gokhale, Taher Badshah	-2.05%	1.71%	5.52%	9.90%	6.12%	9.83%	6.80%	9.66%	11.03%	10.83%
Invesco India Equity & Bond Fund	Krishna Venkat Cheemalapati, Pranav Gokhale, Taher Badshah	-3.11%	1.30%	7.41%	11.28%	-	-	-	-	-	-
Invesco India Growth Opportunities Fund	Pranav Gokhale, Amit Ganatra	-3.84%	0.41%	10.09%	14.67%	10.30%	11.84%	10.01%	12.57%	14.18%	15.55%
[#] Invesco India Infrastructure Fund	Amit Nigam, Neelesh Dhamnaskar	4.86%	9.03%	17.25%	10.17%	12.48%	6.63%	10.73%	7.79%	15.16%	11.22%
Invesco India Multicap Fund	Amit Nigam, Pranav Gokhale	-5.35%	-0.22%	13.44%	14.76%	9.29%	10.75%	9.92%	11.90%	16.83%	14.80%
Invesco India Smallcap Fund	Pranav Gokhale, Taher Badshah	-0.22%	-3.88%	20.90%	16.45%	-	-	-	-	-	-
[^] Invesco India - Invesco Global Consumer Trends Fund of Fund	Krishna Venkat Cheemalapati, Neelesh Dhamnaskar	-43.88%	-22.55%	-	-	-	-	-	-	-	-
[^] Invesco India - Invesco Global Equity Income Fund of Fund	Neelesh Dhamnaskar	-7.96%	-8.97%	8.34%	11.88%	6.99%	12.08%	5.96%	10.89%	-	-
[^] Invesco India - Invesco Pan European Equity Fund of Fund	Neelesh Dhamnaskar	-12.30%	-13.16%	4.01%	5.69%	2.45%	6.22%	1.75%	5.66%	-	-
Past performance may or may not be sustained in future. BM - Benchmark. The performance details provided herein are of existing plan (non - direct plan) - growth option. Different plans have different expense structure. Face Value per unit is Rs. 10/- . Returns above 1 year are Compounded Annualised Growth Rate (CAGR). No. of schemes managed - Pranav Gokhale: 6, Neelesh Dhamnaskar: 6. Fund benchmark - Invesco India Growth Opportunities Fund: NIFTY Large Midcap 250 TRI Invesco India Multicap Fund: Nifty 500 Multicap 50:25:25 TRI; Invesco India Infrastructure Fund: S&P BSE India Infrastructure TRI; Invesco India - Invesco Pan European Equity Fund of Fund: MSCI Europe - Net Dividend; Invesco India - Invesco Global Equity Income Fund of Fund: MSCI World Index - Net Dividend; Invesco India Smallcap Fund - S&P BSE 250 Smallcap TRI; Invesco India - Invesco Global Consumer Trends Fund of Fund : MSCI World Consumer Discretionary Index - Net Dividend. Fund Managers managing the schemes since: Invesco India Growth Opportunities Fund - Amit Ganatra - January 21, 2022 and Pranav Gokhale - May 19, 2020 ; Invesco India Dynamic Equity Fund - Pranav Gokhale - June 1, 2018 and Taher Badshah - January 13, 2017; Invesco India Multicap Fund - Pranav Gokhale - March 29, 2018 and Amit Nigam - September 3, 2020; Invesco India Infrastructure Fund - Amit Nigam - September 3, 2020 and Neelesh Dhamnaskar - June 1, 2018; Invesco India - Invesco Pan European Equity Fund of Fund - Neelesh Dhamnaskar - January 31, 2014; Invesco India - Invesco Global Equity Income Fund of Fund - Neelesh Dhamnaskar - May 5, 2014; Invesco India Equity & Bond Fund - Taher Badshah (for equity investments) - June 30, 2018, Pranav Gokhale (for equity investments) - May 19, 2020 and Krishna Cheemalapati (for debt investments) - June 30, 2018; Invesco India Smallcap Fund - Taher Badshah - October 30, 2018 and Pranav Gokhale - March 1, 2019; Invesco India - Invesco Global Consumer Trends Fund of Fund - Neelesh Dhamnaskar and Krishna Cheemalapati - December 24, 2020.											
Benchmark returns are calculated using Total Return variant of respective benchmark index, wherever applicable."											

As On June 30, 2022

Top 10 Equity Holdings	% of Net Assets	Top 10 Sectors	% Weightage
Persistent Systems Limited	3.15%	Auto Components	13.89%
Sundram Fasteners Limited	3.11%	Pharmaceuticals & Biotechnology	8.61%
Cholamandalam Investment and Finance Company Ltd	2.91%	Industrial Products	7.75%
Trent Limited	2.84%	Banks	6.68%
Minda Industries Limited	2.72%	IT - Software	6.62%
Ashok Leyland Limited	2.70%	Retailing	5.42%
Abbott India Limited	2.66%	Consumer Durables	5.32%
Craftsman Automation Limited	2.57%	Chemicals & Petrochemicals	4.38%
Balkrishna Industries Limited	2.50%	Aerospace & Defense	3.94%
Voltas Limited	2.43%	Finance	3.89%
Industrywise Classification as per AMFI.			

IDCW History

Record Date	Rate (Rs./Unit)	CUM IDCW NAV p.u. (Rs.)
IDCW Option		
12/03/21	3.00	29.62
07/02/20	2.21	25.36
11/01/19	2.21	24.72
28/03/18	3.25	27.37
19/04/17	2.90	28.17
22/03/16	2.75	23.84
06/02/15	2.90	27.68
24/09/10	2.70	15.65
Direct Plan - IDCW Option		
12/03/21	3.00	35.30
07/02/20	2.21	29.33
11/01/19	2.21	27.80
28/03/18	3.25	30.04
19/04/17	2.90	30.21
22/03/16	2.75	24.98
06/02/15	2.90	28.34

Past performance may or may not be sustained in future.
IDCW is on face value of Rs. 10/- per unit. After the payment of IDCW, the per unit NAV will fall to the extent of IDCW payout and applicable statutory levy, if any.

Key Facts

Investment Objective

To generate capital appreciation by investing predominantly in Midcap companies.

Asset Allocation

Instruments	Indicative Allocation (% of Net Assets)		Risk Profile High/Medium/Low
	Minimum	Maximum	
Equity and Equity Related Instruments of Midcap companies	65	100	High
Equity and Equity Related Instruments of companies other than Midcap companies	0	35	High
Debt and Money Market Instruments	0	35	Low to Medium

Plans/Options

(Applicable to Direct Plan also) Growth, IDCW Payout & IDCW Reinvestment

Minimum Investment

Lumpsum: Rs.1,000 and in multiples of Re.1 thereafter

Systematic Investment Plan:

Frequency	Months		Quarters
No. of Installments	12	6	4
Minimum Amount	Rs.500	Rs.1,000	Rs.1,500
And in multiples of Re.1 thereafter			

Load Structure

Entry Load : Nil;

Exit Load : • Nil - if upto 10% of Units allotted are redeemed / switched - out within 1 year from the date of allotment.
• 1% - for any redemption / switch - out in excess of 10% of units allotted within one year from the date of allotment.
• Nil - if units are redeemed or switched - out after 1 year from the date of allotment.
Switch between the Plans under the Scheme: Nil

Fund Managers: Pranav Gokhale & Neelesh Dhamnaskar

Benchmark: S&P BSE Midcap 150 TRI

IDCW : Income distribution cum capital withdrawal


IDCW Payout - Payout of Income Distribution cum capital withdrawal option

IDCW Reinvestment - Reinvestment of Income Distribution cum capital withdrawal Option

The investor will bear the recurring expenses of the scheme, in addition to the expenses of underlying scheme.

^Pursuant to transfer of Mr. Neelesh Dhamnaskar to the Portfolio Management Services Division of the Company, Mr. Amit Nigam has been appointed as a dedicated fund manager for making investments in overseas securities in the schemes of Invesco India - Invesco Global Consumer Trends Fund of Fund, Invesco India - Invesco Global Equity Income Fund of Fund, Invesco India - Invesco Pan European Equity Fund of Fund, Invesco India - Invesco EQQQ NASDAQ - 100 ETF Fund of Fund (effective date July 9, 2022).

*Pursuant to transfer of Mr. Neelesh Dhamnaskar to the Portfolio Management Services Division of the Company, he has ceased to be Fund Manager of Invesco India Midcap Fund and Invesco India Infrastructure Fund (effective date July 9, 2022).

 **Call 1800-209-0007**
sms 'Invest' to 56677
invescomutualfund.com

Follow us on



Distributed by:

ARN Code:

EUIN Code:

M:

E:

Address:

Invesco Asset Management (India)

Invesco Asset Management (India) offers expertise across equity and fixed income investments, with a broad range of funds to suit your every investment need. Our aim is to provide best-in-class investment products across asset classes, regions and risk spectrum, with high standards of customer service.

Invesco Limited – One of the world's leading independent global investment management firms

- US\$1.5 trillion in assets under management around the globe
- Specialised investment teams managing investments across a wide range of asset classes and investment styles
- More than 8,400 employees worldwide
- On-the-ground presence in more than 20 countries, serving clients in more than 120 countries

Source: AUM of \$1,555.9 billion, client-related data, investment professional and employee data as of March 31, 2022. AUM includes all assets under advisement, distributed and overseen by Invesco.

Disclaimer: This information alone is not sufficient and shouldn't be used for the development or implementation of an investment strategy. It should not be construed as investment advice to any party. The readers should exercise due caution and/or seek independent professional advice before making any investment decision or entering into any financial obligation based on information, statement or opinion which is expressed herein. While utmost care has been exercised while preparing this document, Invesco Asset Management (India) does not warrant the completeness or accuracy of the information and disclaims all liabilities, losses and damages arising out of the use of this information.

Mutual Fund investments are subject to market risks, read all scheme related documents carefully.