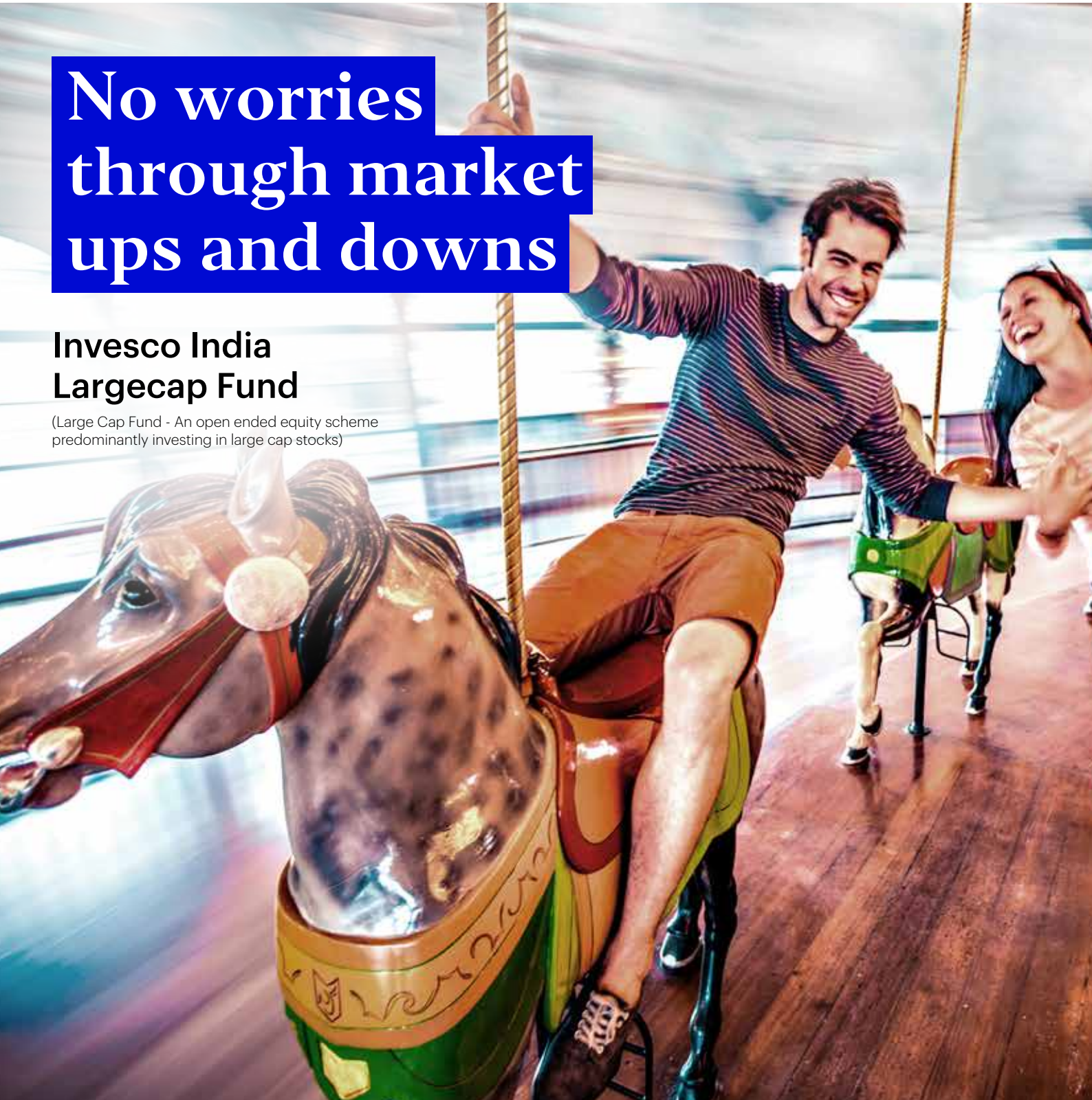


No worries through market ups and downs

Invesco India Largecap Fund

(Large Cap Fund - An open ended equity scheme predominantly investing in large cap stocks)

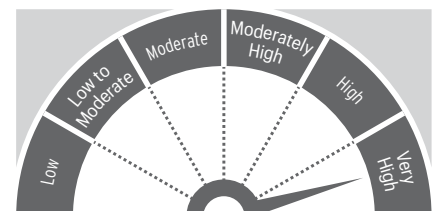


Suitable for investors who are seeking*

- capital appreciation over long-term
- investments predominantly in equity and equity-related instruments of largecap companies

*Investors should consult their financial advisers if in doubt about whether the product is suitable for them.

RISKOMETER



Investors understand that their principal will be at very high risk

This fund lets you invest in large cap companies that have the potential to deliver consistent results to stay ahead of the rest. Backed by thorough research, our expert Fund Managers aim to pick the best large cap companies, which demonstrate consistent growth, so that you can reap the benefits of long-term growth.

Investment Strategy and Portfolio Construction Guidelines

- At least 80% of its net assets will be invested in a diversified portfolio of large cap companies¹
- Preference for growth stocks
- Aims to generate alpha from stock selection & sector allocation
- No cash calls - follows a fully invested approach

¹As per SEBI circular dated October 6, 2017 largecap companies means 1st-100th company in terms of full market cap.



Returns as on June 30, 2021

Period	Returns % (CAGR)			Value of Rs.10,000/- invested		
	Fund	Benchmark Nifty 50 TRI	Additional Benchmark S&P BSE Sensex TRI	Fund	Benchmark Nifty 50 TRI	Additional Benchmark S&P BSE Sensex TRI
1 Year	47.26%	54.58%	52.38%	14,726	15,458	15,238
3 Years	12.39%	15.00%	15.32%	14,206	15,220	15,350
5 Years	12.60%	15.08%	15.58%	18,105	20,191	20,638
7 Years	12.53%	12.30%	12.35%	22,862	22,532	22,610
10 Years	12.09%	12.14%	12.31%	31,334	31,479	31,950
Since Inception (August 21, 2009)	12.15%	12.40%	12.52%	38,980	40,036	40,555

Past performance may or may not be sustained in future. The performance details provided herein are of existing plan (non-direct plan) - growth option. Different plans have different expense structure. For calculating returns since inception, NAV as on the date of Allotment is taken as Rs.10/- . Face Value per unit is Rs. 10/- . Returns above 1 year are Compounded Annualised Growth Rate (CAGR). Fund Managers: Amit Nigam managing since September 3, 2020 and Nitin Gosar managing since March 29, 2018. Please refer last page for performance of other schemes managed by fund manager. Benchmark returns are calculated using Total Return variant of respective benchmark index.

SIP Performance as on June 30, 2021 (Rs. 10,000 invested on the first business day of every month)

SIP investment	Total amount invested (Rs.)	Fund		Nifty 50 TRI		S&P BSE Sensex TRI ²	
		Market value (Rs.)	SIP returns (%) XIRR	Market value (Rs.)	SIP returns (%) XIRR	Market value (Rs.)	SIP returns (%) XIRR
1 Year	1,20,000	1,46,137	43.03%	1,47,862	46.03%	1,45,726	42.32%
3 Years	3,60,000	4,85,845	20.51%	5,00,193	22.62%	4,96,051	22.01%
5 Years	6,00,000	8,67,228	14.73%	9,20,103	17.15%	9,27,706	17.48%
7 Years	8,40,000	13,35,187	13.02%	14,23,444	14.81%	14,36,259	15.06%
10 Years	12,00,000	24,57,477	13.74%	25,40,439	14.36%	25,69,256	14.57%
Since Inception	14,30,000	32,27,170	12.91%	33,19,814	13.34%	33,62,166	13.53%

Past performance may or may not be sustained in future. The performance details provided herein are of existing plan (non-direct plan) - growth option. Different plans have different expense structure. Load is not taken into consideration. ²Additional Benchmark. Inception date: August 21, 2009. Fund Manager: Amit Nigam & Nitin Gosar. Benchmark returns are calculated using Total Return variant of respective benchmark index.

Note: XIRR method is used to calculate SIP returns. The above investment simulation is for illustrative purpose only and should not be construed as a promise on minimum returns and safeguard of capital. Invesco Asset Management (India) Private Limited/Invesco Mutual Fund is not guaranteeing or promising or forecasting any returns. SIP does not ensure a profit or guarantee protection against a loss in a declining market. Please refer SIP Enrolment Form or contact nearest ISC for Load Structure.

As On June 30, 2021

Top 10 Equity Holdings	% of Net Assets
Infosys Ltd.	9.41%
ICICI Bank Ltd.	9.23%
HDFC Bank Ltd.	9.23%
Reliance Industries Ltd.	8.53%
Kotak Mahindra Bank Ltd.	5.88%
Axis Bank Ltd.	5.78%
State Bank of India	4.24%
Larsen & Toubro Ltd.	3.57%
Tech Mahindra Ltd.	3.46%
Mphasis Ltd.	2.87%

Top 10 Sectors	% Weightage
Banks	34.36%
Software	17.22%
Petroleum Products	8.53%
Pharmaceuticals	6.07%
Cement & Cement Products	3.82%
Auto	3.71%
Construction Project	3.57%
Auto Ancillaries	2.69%
Telecom - Services	2.62%
Consumer Durables	2.60%
Industrywise Classification as per AMFI.	

IDCW Distribution

Record Date	Rate (Rs./Unit)	CUM IDCW NAV p.u. (Rs.)
IDCW Option		
26/02/21	2.40	22.82
29/05/17	1.70	17.77
22/03/16	1.90	16.08
28/11/14	2.00	18.30
22/10/10	1.20	13.47
Direct Plan - IDCW Option		
26/02/21	2.40	25.64
29/05/17	1.70	18.75
22/03/16	1.90	16.62
28/11/14	2.20	18.63

Past performance may or may not be sustained in future. IDCW is on face value of Rs. 10/- per unit. After the payment of IDCW, the per unit NAV will fall to the extent of IDCW payout and applicable statutory levy, if any.

Key Facts

Investment Objective

To generate capital appreciation by investing predominantly in Largecap companies.

Asset Allocation			
Instruments	Indicative Allocation (% of Net Assets)		Risk Profile High/Medium/Low
	Minimum	Maximum	
Equity and Equity Related Instruments of Largecap companies	80	100	High
Equity and Equity Related Instruments of companies other than Largecap companies	0	20	High
Debt and Money Market Instruments	0	20	Low to medium

Plans/Options

(Applicable to Direct Plan also) Growth Option, IDCW Payout, IDCW Reinvestment

Minimum Investment		
Lumpsum: Rs.1,000 and in multiples of Re.1 thereafter		
Systematic Investment Plan:		
Frequency	Months	Quarters
No. of Installments	12	4
Minimum Amount	Rs.100	Rs.300
And in multiples of Re.1 thereafter		

Load Structure

Entry Load : Nil;
Exit Load : Nil

Fund Managers: Amit Nigam & Nitin Gosar

Benchmark: Nifty 50 TRI

IDCW : Income distribution cum capital withdrawal


IDCW Payout - Payout of Income Distribution cum capital withdrawal option

IDCW Reinvestment - Reinvestment of Income Distribution cum capital withdrawal Option

Performance of other Schemes managed by the Fund Managers

Fund	Fund Manager	1 Year		3 Years		5 Years		7 Years		10 Years	
		Fund	BM	Fund	BM	Fund	BM	Fund	BM	Fund	BM
Invesco India Multicap Fund	Pranav Gokhale & Amit Nigam	68.33%	74.01%	14.73%	15.55%	14.61%	15.78%	14.89%	13.78%	17.19%	13.99%
Invesco India Infrastructure Fund	Amit Nigam & Neelesh Dhamnaskar	62.82%	79.67%	18.21%	8.88%	15.79%	11.14%	13.23%	6.85%	12.65%	8.92%
Invesco India Tax Plan	Amit Nigam & Dhimant Kothari	55.57%	58.77%	14.40%	15.40%	15.37%	15.63%	15.06%	13.26%	15.21%	12.95%
Invesco India PSU Equity Fund	Nitin Gosar & Dhimant Kothari	38.13%	65.66%	13.69%	5.99%	11.80%	6.46%	10.29%	1.79%	8.90%	1.81%
Invesco India Equity Savings Fund	Amit Nigam, Dhimant Kothari & Krishna Cheemalapati	15.38%	20.42%	-	-	-	-	-	-	-	-

Past performance may or may not be sustained in future. BM - Benchmark. The performance details provided herein are of existing plan (non - direct plan) - growth option. Different plans have different expense structure. Face Value per unit is Rs. 10/-. Returns above 1 year are Compounded Annualised growth Rate (CAGR). No. of schemes managed - Amit Nigam: 6, Nitin Gosar: 2. Fund benchmark - Invesco India Multicap Fund: Nifty 500 Multicap 50:25:25 TRI; Invesco India Infrastructure Fund: S&P BSE India Infrastructure TRI; Invesco India Tax Plan - S&P BSE 200 TRI; Invesco India PSU Equity Fund - S&P BSE PSU TRI; Invesco India Equity Savings Fund: Nifty Equity Savings Index. Fund Managers managing the schemes since: Invesco India Multicap Fund - Pranav Gokhale - March 29, 2018 and Amit Nigam - September 3, 2020; Invesco India Infrastructure Fund - Amit Nigam - September 3, 2020 and Neelesh Dhamnaskar - June 1, 2018; Invesco India Tax Plan - Amit Nigam - September 3, 2020 and Dhimant Kothari - March 29, 2018; Invesco India PSU Equity Fund - Nitin Gosar - June 1, 2018 and Dhimant Kothari - May 19, 2020; Invesco India Equity Savings Fund - Amit Nigam (for equity investments) - September 3, 2020, Dhimant Kothari (for equity investments) - May 19, 2020 and Krishna Cheemalapati (for debt investments) - March 7, 2019. Benchmark Returns are calculated using Total Return variant of respective benchmark index, wherever applicable. Invesco India ESG Equity Fund has not completed 6 months, hence performance data is not provided.

 **Call 1800-209-0007**
sms 'Invest' to 56677
invescomutualfund.com

Follow us on



Distributed by:
 ARN Code:
 Address:

Invesco Asset Management (India)

Invesco Asset Management (India) offers expertise across equity and fixed income investments, with a broad range of funds to suit your every investment need. Our aim is to provide best-in-class investment products across asset classes, regions and risk spectrum, with high standards of customer service.

Invesco Limited – One of the world’s leading independent global investment management firms

- US\$1.404 trillion in assets under management around the globe
- Specialised investment teams managing investments across a wide range of asset classes and investment styles
- More than 8,000 employees worldwide
- On-the-ground presence in more than 26 countries, serving clients in more than 120 countries

Source: AUM of \$1,404.1 billion, client-related data, investment professional and employee data as of March 31, 2021. AUM includes all assets under advisement, distributed and overseen by Invesco.

Disclaimer: This information alone is not sufficient and shouldn't be used for the development or implementation of an investment strategy. It should not be construed as investment advice to any party. The readers should exercise due caution and/or seek independent professional advice before making any investment decision or entering into any financial obligation based on information, statement or opinion which is expressed herein. While utmost care has been exercised while preparing this document, Invesco Asset Management (India) does not warrant the completeness or accuracy of the information and disclaims all liabilities, losses and damages arising out of the use of this information.

Mutual Fund investments are subject to market risks, read all scheme related documents carefully.