

# While India builds infrastructure, you have an opportunity to build wealth.

## Invesco India Infrastructure Fund

(An open ended equity scheme following Infrastructure theme)

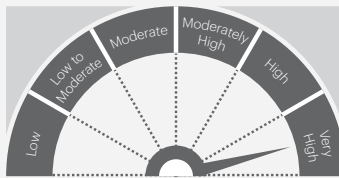


**Suitable for investors who are seeking\***

- capital appreciation over long-term
- investments predominantly in equity and equity-related instruments of infrastructure companies

**\*Investors should consult their financial advisers if in doubt about whether the product is suitable for them.**

**SCHEME RISKOMETER**

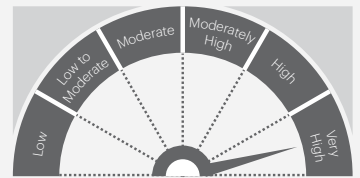


Investors understand that their principal will be at Very High Risk

**SCHEME BENCHMARK**

**S&P BSE India Infrastructure TRI**

**BENCHMARK RISKOMETER**



Benchmark riskometer is at Very High Risk

The policy impetus, government's focus and strengthening of economic recovery presents good opportunity for investments in infrastructure segment.

## Key features



### Suitable time for infrastructure

The government's push on infrastructure development across the country signals a potential for growth in the years ahead. This coupled with policy impetus and the inclination to speed up the completion of projects augurs well for companies in this sector.



### Where are the opportunities?

From construction, oil & gas, power to defense, logistics and allied businesses, there is potential to benefit from the growing demand over the long term, with an aim to create wealth for investors along the way.



### Picking the right companies

With in-depth research and processes, our fund managers handpick infrastructure companies that are at attractive valuations and have the potential to deliver long-term growth.



## Invesco India Infrastructure Fund

Invesco India Infrastructure Fund is structured to benefit from the ensuing opportunities in the infrastructure space. It thus presents a chance for long-term wealth creation by investing in infrastructure companies that demonstrate high-growth potential over medium to long term.

### Returns as on April 29, 2022

Period	Returns % (CAGR)			Value of Rs.10,000/- invested		
	Fund	Benchmark S&P BSE India Infrastructure TRI	Additional Benchmark Nifty 50 TRI	Fund	Benchmark S&P BSE India Infrastructure TRI	Additional Benchmark Nifty 50 TRI
1 Year	32.89%	42.21%	18.29%	13,278	14,207	11,824
3 Years	22.37%	16.94%	14.67%	18,326	15,992	15,079
5 Years	13.85%	9.04%	14.34%	19,139	15,425	19,556
7 Years	11.83%	9.95%	12.49%	21,884	19,432	22,796
10 Years	16.13%	12.82%	13.94%	44,629	33,424	36,901
Since Inception (21 November, 2007)	8.06%	4.62%	9.36%	30,660	19,212	36,441

**Past performance may or may not be sustained in future.** The performance details provided herein are of existing plan (non-direct plan) - growth option. Different plans have different expense structure. For calculating returns since inception, NAV as on the date of Allotment is taken as Rs.10/- . Face Value per unit is Rs. 10/- . Returns above 1 year are Compounded Annualised Growth Rate (CAGR). Fund Managers: Amit Nigam managing since September 3, 2020 and Neelesh Dhamnaskar managing since June 1, 2018. Please refer last page for performance of other schemes managed by fund manager. Benchmark returns are calculated using Total Return variant of respective benchmark index.

**SIP Performance** as on April 29, 2022 (Rs. 10,000 invested on the first business day of every month)

SIP investment	Total amount invested (Rs.)	Fund		S&P BSE		Nifty 50 TRI <sup>1</sup>	
		Market value (Rs.)	SIP returns (%) XIRR	India Infrastructure TRI		Market value (Rs.)	SIP returns (%) XIRR
				Market value (Rs.)	SIP returns (%) XIRR		
1 Year	1,20,000	1,26,905	10.99%	1,40,600	33.77%	1,23,610	5.70%
3 Years	3,60,000	5,48,831	29.53%	6,05,233	37.00%	4,87,261	20.77%
5 Years	6,00,000	9,83,400	19.90%	9,78,072	19.68%	8,97,270	16.14%
7 Years	8,40,000	15,35,015	16.95%	14,61,648	15.57%	14,33,676	15.03%
10 Years	12,00,000	28,95,186	16.80%	24,43,767	13.64%	25,08,277	14.13%

Since Inception

**Past performance may or may not be sustained in future.** The performance details provided herein are of existing plan (non-direct plan) – Growth Option. Different plans have different expense structure. Load is not taken into consideration. <sup>1</sup>Additional Benchmark. Inception Date: November 21, 2007. Fund Managers: Amit Nigam & Neelesh Dhamnaskar. Returns for other periods are not available as the scheme was close-ended and re-opened for purchase on November 23, 2010. First SIP installment is taken as December 1, 2010. SIP doesn't ensure profit or guarantee protection against loss in a declining market. Benchmark returns are calculated using Total Return variant of respective benchmark index.

**Note:** XIRR method is used to calculate SIP returns. The above investment simulation is for illustrative purpose only and should not be construed as a promise on minimum returns and safeguard of capital. Invesco Asset Management (India) Private Limited / Invesco Mutual Fund is not guaranteeing or promising or forecasting any returns. SIP does not ensure a profit or guarantee protection against a loss in a declining market. Please refer SIP Enrolment Form or contact nearest ISC for Load Structure.

**Performance of other Schemes managed by the Fund Manager (As on April 29, 2022)**

Fund	Fund Manager	1 Year		3 Years		5 Years		7 Years		10 Years	
		Fund	BM	Fund	BM	Fund	BM	Fund	BM	Fund	BM
Invesco India Largecap Fund	Amit Nigam & Nitin Gosar	19.28%	19.43%	13.77%	15.02%	12.22%	13.94%	11.17%	12.72%	14.01%	14.46%
Invesco India Midcap Fund	Pranav Gokhale & Neelesh Dhamnaskar	22.79%	24.03%	20.64%	23.56%	14.24%	14.64%	14.08%	16.31%	19.20%	18.29%
Invesco India Tax Plan	Amit Nigam & Dhimant Kothari	13.67%	21.05%	14.99%	16.91%	13.01%	14.02%	12.33%	13.35%	16.26%	14.93%
Invesco India Multicap Fund	Pranav Gokhale & Amit Nigam	18.47%	23.77%	16.97%	18.91%	10.85%	13.43%	11.62%	13.93%	17.66%	16.02%
Invesco India - Invesco Pan European Equity Fund of Fund	Neelesh Dhamnaskar	-3.45%	-3.85%	5.12%	8.32%	4.78%	8.60%	2.63%	6.32%	-	-
Invesco India - Invesco Global Equity Income Fund of Fund	Neelesh Dhamnaskar	-1.64%	-0.41%	9.36%	13.99%	8.94%	14.05%	6.51%	11.54%	-	-
Invesco India Equity Savings Fund	Amit Nigam, Dhimant Kothari & Krishna Cheemalapati	5.52%	9.07%	6.72%	9.42%	-	-	-	-	-	-
Invesco India - Invesco Global Consumer Trends Fund of Fund	Neelesh Dhamnaskar & Krishna Cheemalapati	-35.36%	-12.27%	-	-	-	-	-	-	-	-
Invesco India ESG Equity Fund	Taher Badshah & Amit Nigam	20.16%	19.76%	-	-	-	-	-	-	-	-

**Past performance may or may not be sustained in future.** BM - Benchmark. The performance details provided herein are of existing plan (non - direct plan) - growth option. Different plans have different expense structure. Face Value per unit is Rs. 10/-. Returns less than 1 year are simple annualised. Returns above 1 year are

Compounded Annualised Growth Rate (CAGR). No. of schemes managed - Amit Nigam : 7, Neelesh Dhamnaskar: 6. Fund benchmark - Invesco India Largecap Fund: Nifty 100 TRI; Invesco India Multicap Fund: Nifty 500 Multicap 50:25:25 TRI; Invesco India Midcap Fund: S&P BSE Midcap 150 TRI; Invesco India Tax Plan - S&P BSE 500 TRI; Invesco India - Invesco Pan European Equity Fund of Fund: MSCI Europe - Net Dividend; Invesco India - Invesco Global Equity Income Fund of Fund: MSCI World Index - Net Dividend; Invesco India Equity Savings Fund - Nifty Equity Savings Index; Invesco India - Invesco Global Consumer Trends Fund of Fund : MSCI World Consumer Discretionary Index - Net Dividend; Invesco India ESG Equity Fund - Nifty100 ESG Index TRI. Fund Managers managing the schemes since: Invesco India Largecap Fund - Amit Nigam - September 3, 2020 and Nitin Gosar - March 29, 2018; Invesco India Multicap Fund - Pranav Gokhale - March 29, 2018 and Amit Nigam - September 3, 2020; Invesco India Midcap Fund - Pranav Gokhale - March 29, 2018 and Neelesh Dhamnaskar - July 18, 2018; Invesco India Tax Plan - Amit Nigam - September 3, 2020 and Dhimant Kothari - March 29, 2018; Invesco India - Invesco Pan European Equity Fund of Fund - Neelesh Dhamnaskar - January 31, 2014; Invesco India - Invesco Global Equity Income Fund of Fund - Neelesh Dhamnaskar - May 5, 2014; Invesco India Equity Savings Fund - Amit Nigam (for equity investments) - September 3, 2020, Dhimant Kothari (for equity investments) - May 19, 2020 and Krishna Cheemalapati (for debt investments) - March 7, 2019. Invesco India - Invesco Global Consumer Trends Fund of Fund - Neelesh Dhamnaskar and Krishna Venkat Cheemalapati - December 24, 2020; Invesco India ESG Equity Fund - Taher Badshah & Amit Nigam - March 20, 2021. Invesco India Flexi Cap Fund has not completed 6 months, hence performance data is not provided.

Benchmark returns are calculated using Total Return variant of respective benchmark index, wherever applicable

As on April 30, 2022


Top 10 Equity Holdings	% of Net Assets
Larsen & Toubro Ltd.	8.86%
Reliance Industries Ltd.	5.31%
KEL Industries Ltd.	4.14%
Power Grid Corporation of India Ltd.	4.00%
Thermax Ltd.	3.96%
KNR Constructions Ltd.	3.94%
Bharat Electronics Ltd.	3.89%
Bharti Airtel Ltd.	3.63%
PNC Infratech Ltd.	3.25%
UltraTech Cement Ltd.	3.15%

Top 10 Sectors	% Weightage
Construction	21.15%
Industrial Products	15.28%
Auto Components	7.76%
Cement & Cement Products	7.18%
Power	7.06%
Electrical Equipment	6.13%
Aerospace & Defense	5.78%
Petroleum Products	5.31%
Consumer Durables	4.91%
Telecom - Services	4.61%

Industrywise Classification as per AMFI.

IDCW History		
Record Date	Rate (Rs./Unit)	CUM IDCW NAV p.u. (Rs.)
IDCW Option		
19/03/21	2.15	20.43
21/11/17	1.85	18.24
Direct Plan – IDCW Option		
19/03/21	2.15	22.90
21/11/17	1.85	19.53

**Past performance may or may not be sustained in future.** IDCW is on face value of Rs.10/- per unit. After the payment of IDCW, the per unit NAV will fall to the extent of IDCW payout and applicable statutory levy, if any.

 **Call 1800-209-0007**  
**sms 'Invest' to 56677**  
**invescomutualfund.com**

Follow us on



Distributed by:

ARN Code:

EUIN Code:

M:

E:

Address:

## Key Facts

### Investment Objective

To generate capital appreciation by investing in a portfolio that is predominantly constituted of Equity and Equity Related Instruments of infrastructure companies.

### Asset Allocation

Instruments	Indicative Allocation (% of Net Assets)		Risk Profile High/Medium/Low
	Minimum	Maximum	
Equity and Equity Related Instruments of infrastructure companies	80	100	High
Equity and Equity Related Instruments other than infrastructure companies	0	20	High
Debt and Money Market Instruments	0	20	Low to Medium

**Plans/Options** (Applicable to Direct Plan also) Growth, IDCW Payout & IDCW Reinvestment

### Minimum Investment

**Lumpsum:** Rs.1,000 and in multiples of Re.1 thereafter

### Systematic Investment Plan:

Frequency	Months		Quarters
No. of Installments	12	6	4
Minimum Amount	Rs.500	Rs.1,000	Rs.1,500

And in multiples of Re.1 thereafter

### Load Structure

Entry Load : Nil;

Exit Load : • Nil - if upto 10% of Units allotted are redeemed / switched - out within 1 year from the date of allotment.  
• 1% - for any redemption / switch - out in excess of 10% of units allotted within one year from the date of allotment.  
• Nil - if units are redeemed or switched - out after 1 year from the date of allotment.  
Switch between the Plans under the Scheme: Nil

**Fund Managers:** Amit Nigam & Neelesh Dhamnaskar

**Benchmark:** S&P BSE India Infrastructure TRI

IDCW : Income distribution cum capital withdrawal

IDCW Payout - Payout of Income Distribution cum capital withdrawal option

IDCW Reinvestment - Reinvestment of Income Distribution cum capital withdrawal Option

## Invesco Asset Management (India)

Invesco Asset Management (India) offers expertise across equity and fixed income investments, with a broad range of funds to suit your every investment need. Our aim is to provide best-in-class investment products across asset classes, regions and risk spectrum, with high standards of customer service.

### Invesco Limited – One of the world's leading independent global investment management firms

- US\$1.6 trillion in assets under management around the globe
- Specialised investment teams managing investments across a wide range of asset classes and investment styles
- More than 8,400 employees worldwide
- On-the-ground presence in more than 20 countries, serving clients in more than 120 countries

Source: AUM of \$1,610.9 billion, client-related data, investment professional and employee data as of December 31, 2021. AUM includes all assets under advisement, distributed and overseen by Invesco.

**Disclaimer:** This information alone is not sufficient and shouldn't be used for the development or implementation of an investment strategy. It should not be construed as investment advice to any party. The readers should exercise due caution and/or seek independent professional advice before making any investment decision or entering into any financial obligation based on information, statement or opinion which is expressed herein. While utmost care has been exercised while preparing this document, Invesco Asset Management (India) does not warrant the completeness or accuracy of the information and disclaims all liabilities, losses and damages arising out of the use of this information.

**Mutual Fund investments are subject to market risks, read all scheme related documents carefully.**