

A fund that fits your growing needs



Invesco India Growth Opportunities Fund

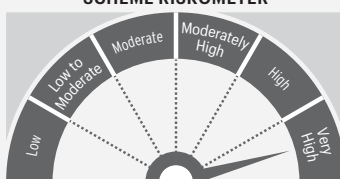
(Large & Mid Cap Fund - An open ended equity scheme investing in both large cap and mid cap stocks)

Suitable for investors who are seeking*

- capital appreciation over long-term
- investments predominantly in equity and equity-related instruments of large and midcap companies

***Investors should consult their financial advisers if in doubt about whether the product is suitable for them.**

SCHEME RISKOMETER



Investors understand that their principal will be at Very High Risk

SCHEME BENCHMARK

NIFTY
LargeMidcap 250 TRI

BENCHMARK RISKOMETER



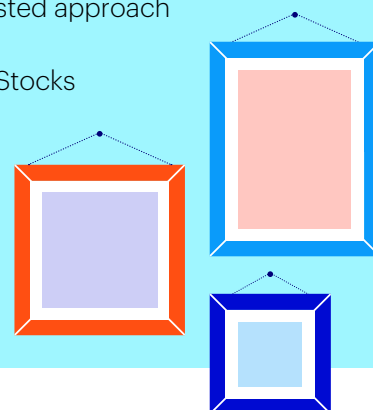
Benchmark riskometer is at Very High Risk

While you work hard to meet your growing needs, ensure that your investments work just as hard. Invest in a fund that helps you build a solid foundation for growth. The fund invests in a diverse portfolio of large & mid cap stocks with an aim to perform consistently across all market conditions. So you grow wealth and happiness for long term.

Investment Strategy and Portfolio Construction Guidelines

- Bias for growth at reasonable valuation with a flavor of value
- Invests in a combination of both growth and value stocks
- Bottom up and top-down approach to select stocks
- No cash calls - fully invested approach (Target 95%)¹
- No. of holdings - 40-50 Stocks

¹Based on our current views.



Returns as on January 31, 2022

Period	Returns % (CAGR)			Value of Rs.10,000/- invested		
	Fund	Benchmark NIFTY LargeMidcap 250 TRI	Additional Benchmark Nifty 50 TRI	Fund	Benchmark NIFTY LargeMidcap 250 TRI	Additional Benchmark Nifty 50 TRI
1 Year	27.77%	37.28%	28.50%	12,794	13,751	12,868
3 Years	17.79%	21.48%	18.35%	16,351	17,935	16,583
5 Years	16.26%	17.52%	16.60%	21,252	22,427	21,557
7 Years	12.23%	13.93%	11.51%	22,442	24,948	21,463
10 Years	15.98%	17.22%	14.18%	44,092	49,057	37,714
Since Inception (August 9, 2007)	12.12%	12.80%	11.22%	52,470	57,310	46,662

Past performance may or may not be sustained in future. The performance details provided herein are of existing plan (non-direct plan) - growth option. Different plans have different expense structure. For calculating returns since inception, NAV as on the date of Allotment is taken as Rs.10/- . Face Value per unit is Rs. 10/- . Returns above 1 year are Compounded Annualised Growth Rate (CAGR). Fund Managers: Taher Badshah managing since January 13, 2017 and Pranav Gokhale managing since May 19, 2020. Please refer last page for performance of other schemes managed by fund managers. Benchmark returns are calculated using Total Return variant of respective benchmark index.

SIP Performance as on January 31, 2022 (Rs. 10,000 invested on the first business day of every month)

SIP investment	Total amount invested (Rs.)	Fund		NIFTY LargeMidcap 250 TRI		Nifty 50 TRI ³	
		Market value (Rs.)	SIP returns (%) XIRR	Market value (Rs.)	SIP returns (%) XIRR	Market value (Rs.)	SIP returns (%) XIRR
1 Year	120,000	131,148	17.59%	133,635	21.63%	130,903	17.19%
3 Years	360,000	504,543	23.16%	552,440	29.84%	511,232	24.12%
5 Years	600,000	914,238	16.85%	987,600	20.01%	939,388	17.96%
7 Years	840,000	1,454,644	15.40%	1,583,496	17.78%	1,484,933	15.98%
10 Years	1,200,000	2,757,099	15.87%	3,023,660	17.58%	2,618,541	14.91%
Since Inception	1,740,000	5,509,155	14.60%	6,026,259	15.68%	4,956,149	13.33%

Past performance may or may not be sustained in future. The performance details provided herein are of existing plan (non-direct plan) - growth option. Different plans have different expense structure. Load is not taken into consideration. ³Additional Benchmark. Inception date: August 9, 2007. Fund Managers: Taher Badshah & Pranav Gokhale. Benchmark returns are calculated using Total Return variant of respective benchmark index.

Note: XIRR method is used to calculate SIP returns. The above investment simulation is for illustrative purpose only and should not be construed as a promise on minimum returns and safeguard of capital. Invesco Asset Management (India) Private Limited/Invesco Mutual Fund is not guaranteeing or promising or forecasting any returns. SIP does not ensure a profit or guarantee protection against a loss in a declining market. Please refer SIP Enrolment Form or contact nearest ISC for Load Structure.

As On January 31, 2022

Top 10 Equity Holdings	% of Net Assets
ICICI Bank Ltd.	6.47%
HDFC Bank Ltd.	5.52%
Infosys Ltd.	4.96%
Reliance Industries Ltd.	3.86%
Minda Industries Ltd.	3.50%
Axis Bank Ltd.	3.18%
State Bank of India	3.07%
Larsen & Toubro Ltd.	2.86%
Vinati Organics Ltd.	2.73%
Bajaj Finance Ltd.	2.69%

Top 10 Sectors	% Weightage
Banks	19.03%
Software	12.34%
Auto Ancillaries	7.56%
Consumer Durables	7.20%
Auto	5.22%
Consumer Non Durables	5.18%
Petroleum Products	4.89%
Pharmaceuticals	4.23%
Finance	3.99%
Healthcare Services	3.31%
Industrywise Classification as per AMFI.	

IDCW Distribution

Record Date	Rate (Rs./Unit)	CUM IDCW NAV p.u. (Rs.)
IDCW Option		
28/09/17	1.50	16.30
26/03/15	8.50	21.26
30/12/10	1.25	13.76
Direct Plan - IDCW Option		
28/09/17	1.50	17.62
26/03/15	8.50	21.75

Past performance may or may not be sustained in future. IDCW is on face value of Rs. 10/- per unit. After the payment of IDCW, the per unit NAV will fall to the extent of IDCW payout and applicable statutory levy, if any.

Key Facts

Investment Objective

To generate capital appreciation from a diversified portfolio of predominantly Equity and Equity Related Instruments of Large and Midcap companies.

Asset Allocation			
Instruments	Indicative Allocation (% of Net Assets)		Risk Profile High/Medium/Low
	Minimum	Maximum	
Equity and Equity Related Instruments out of which:	70	100	High
(a) Largecap companies	35	65	High
(b) Midcap companies	35	65	High
Companies other than (a) and (b)	0	30	High
Debt and Money Market Instruments	0	30	Low to Medium

Plans/Options (Applicable to Direct Plan also) Growth Option, IDCW Payout, IDCW Reinvestment

Minimum Investment		
Lumpsum: Rs.1,000 and in multiples of Re.1 thereafter		
Systematic Investment Plan:		
Frequency	Months	Quarters
No. of Installments	12	4
Minimum Amount	Rs.100	Rs.300
And in multiples of Re.1 thereafter		

Load Structure

Entry Load : Nil;

Exit Load : • Nil - if upto 10% of Units allotted are redeemed / switched - out within 1 year from the date of allotment.
• 1% - for any redemption / switch - out in excess of 10% of units allotted within one year from the date of allotment.
• Nil - if units are redeemed or switched - out after 1 year from the date of allotment.
Switch between the Plans under the Scheme: Nil

Fund Managers: Amit Ganatra & Pranav Gokhale
With effect from January 21, 2022 Taher Badshah ceased to be the Fund Manger of Invesco India Growth Opportunities Fund

Benchmark: NIFTY LargeMidcap 250 TRI

IDCW : Income distribution cum capital withdrawal

IDCW Payout - Payout of Income Distribution cum capital withdrawal option

IDCW Reinvestment - Reinvestment of Income Distribution cum capital withdrawal Option


The investor will bear the recurring expenses of the scheme, in addition to the expenses of underlying scheme.

Performance of other Schemes managed by the Fund Manager

Fund	Fund Manager	6Months		1 Year		3 Years		5 Years		7 Years		10 Years	
		Fund	BM	Fund	BM	Fund	BM	Fund	BM	Fund	BM	Fund	BM
Invesco India Dynamic Equity Fund	Pranav Gokhale & Taher Badshah	-	-	12.95%	15.79%	10.24%	14.36%	9.39%	12.40%	7.80%	10.18%	12.54%	11.68%
Invesco India Contra Fund	Taher Badshah & Dhiman Kothari	-	-	30.91%	33.26%	19.73%	19.85%	17.41%	16.68%	13.67%	12.49%	17.95%	15.25%
Invesco India Multicap Fund	Pranav Gokhale & Amit Nigam	-	-	38.48%	40.85%	21.20%	22.02%	15.49%	16.89%	12.49%	13.35%	19.35%	16.64%
Invesco India Midcap Fund	Pranav Gokhale & Neelesh Dhamnaskar	-	-	39.27%	46.26%	23.88%	25.64%	18.31%	18.54%	14.56%	16.22%	20.55%	19.20%
Invesco India Equity & Bond Fund	Taher Badshah, Pranav Gokhale & Krishna Cheemalapati	-	-	19.51%	20.78%	13.33%	16.24%	-	-	-	-	-	-
Invesco India Smallcap Fund	Taher Badshah & Pranav Gokhale	-	-	57.31%	57.38%	29.36%	25.18%	-	-	-	-	-	-
Invesco India Focused 20 Equity Fund	Taher Badshah & Nitin Gosar	-	-	35.51%	33.26%	-	-	-	-	-	-	-	-
Invesco India ESG Equity Fund	Taher Badshah & Amit Nigam	20.87%	17.99%	-	-	-	-	-	-	-	-	-	-

Past performance may or may not be sustained in future. BM - Benchmark. The performance details provided herein are of existing plan (non - direct plan) - growth option. Different plans have different expense structure. Face Value per unit is Rs. 10/-. Returns less than 1 year are simple annualised. Returns above 1 year are Compounded Annualised Growth Rate (CAGR). No. of schemes managed - Taher Badshah: 7, Pranav Gokhale: 6. Fund benchmark - Invesco India Dynamic Equity Fund: NIFTY 50 Hybrid Composite Debt 50:50 Index; Invesco India Equity & Bond Fund: CRISIL Hybrid 35 + 65 Aggressive Index; Invesco India Contra Fund : S&P BSE 500 TRI; Invesco India Multicap Fund: Nifty 500 Multicap 50:25:25 TRI; Invesco India Midcap Fund: S&P BSE Midcap 150 TRI; Invesco India Smallcap Fund : S&P BSE 250 Smallcap TRI; Invesco India Focused 20 Equity Fund: S&P BSE 500 TRI; Invesco India ESG Equity Fund - Nifty100 ESG Index TRI. Fund Managers managing the schemes since: Invesco India Dynamic Equity Fund - Pranav Gokhale - June 1, 2018 and Taher Badshah - January 13, 2017; Invesco India Contra Fund - Taher Badshah - January 13, 2017 and Dhiman Kothari - May 19, 2020; Invesco India Multicap Fund - Pranav Gokhale - March 29, 2018 and Amit Nigam - September 3, 2020; Invesco India Midcap Fund - Pranav Gokhale - March 29, 2018 and Neelesh Dhamnaskar - July 18, 2018; Invesco India Equity & Bond Fund - Taher Badshah (for equity investments) - June 30, 2018, Pranav Gokhale (for equity investments) - May 19, 2020 and Krishna Cheemalapati (for debt investments) - June 30, 2018; Invesco India Smallcap Fund - Taher Badshah - October 30, 2018 and Pranav Gokhale - March 1, 2019; Invesco India Focused 20 Equity Fund - Taher Badshah - September 29, 2020 and Nitin Gosar - August 26, 2021; Invesco India ESG Equity Fund - Taher Badshah & Amit Nigam - March 20, 2021.

Benchmark returns are calculated using Total Return variant of respective benchmark index, wherever applicable.

 **Call 1800-209-0007**
sms 'Invest' to 56677
invescomutualfund.com

Follow us on



Distributed by:

ARN Code:

Address:

Invesco Asset Management (India)

Invesco Asset Management (India) offers expertise across equity and fixed income investments, with a broad range of funds to suit your every investment need. Our aim is to provide best-in-class investment products across asset classes, regions and risk spectrum, with high standards of customer service.

Invesco Limited – One of the world's leading independent global investment management firms

- US\$1.5 trillion in assets under management around the globe
- Specialised investment teams managing investments across a wide range of asset classes and investment styles
- More than 8,200 employees worldwide
- On-the-ground presence in more than 20 countries, serving clients in more than 120 countries

Source: AUM of \$1,528.6 billion, client-related data, investment professional and employee data as of September 30, 2021. AUM includes all assets under advisement, distributed and overseen by Invesco.

Disclaimer: This information alone is not sufficient and shouldn't be used for the development or implementation of an investment strategy. It should not be construed as investment advice to any party. The readers should exercise due caution and/or seek independent professional advice before making any investment decision or entering into any financial obligation based on information, statement or opinion which is expressed herein. While utmost care has been exercised while preparing this document, Invesco Asset Management (India) does not warrant the completeness or accuracy of the information and disclaims all liabilities, losses and damages arising out of the use of this information.

Mutual Fund investments are subject to market risks, read all scheme related documents carefully.