

# Better together

Get a good mix of equity and debt.

## Invesco India Equity & Bond Fund

(An open ended hybrid scheme investing predominantly in equity and equity related instruments.)

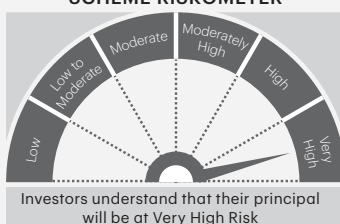


### Suitable for investors who are seeking\*

- capital appreciation and current income over medium to long term
- investments in equity and equity related instruments and fixed income securities.

**\*Investors should consult their financial advisers if in doubt about whether the product is suitable for them.**

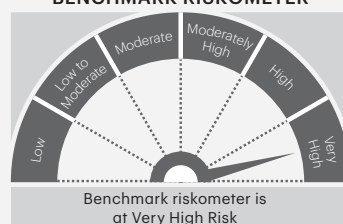
### SCHEME RISKOMETER



### SCHEME BENCHMARK

**CRISIL Hybrid 35+65 - Aggressive Index**

### BENCHMARK RISKOMETER



**Benefit from the growth potential of equities and the stability of debt, now with one fund.**

### Key features



#### Double advantage

Two main asset classes come together to offer performance and stability



#### Better potential returns

Equity exposure creates potential for wealth creation in the long-term



#### Protection from volatility

Bond investment can act as a shield against interim market volatility

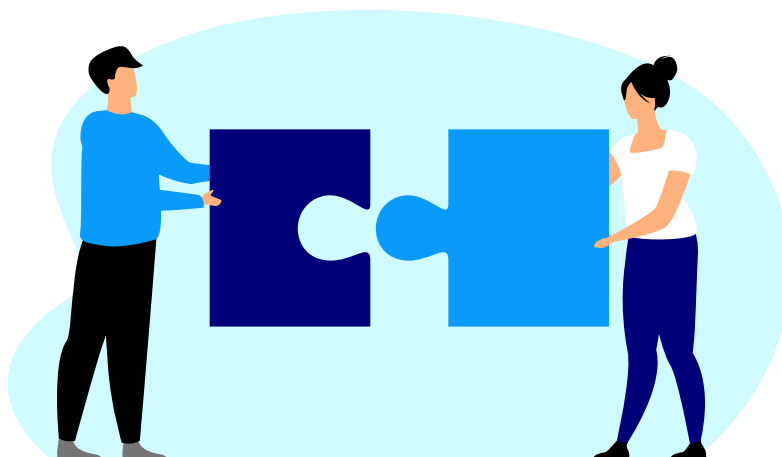


#### Taxation treatment

Maintains eligibility for equity taxation

## Presenting Invesco India Equity & Bond Fund

Invesco India Equity & Bond Fund brings together the best of both worlds. The equity portion of the portfolio strives to better the portfolio's long-term performance; bonds can act as a shield to cushion the performance from interim phases of market volatility. Together, the two make an ideal combination to maintain the equilibrium between the risk and reward matrix of the portfolio.



### Fund Suitability

- Investors seeking to invest in both equity and fixed income asset classes through a single fund.
- Investors seeking potential of superior returns over long-term from equity investment, alongside the stability and return consistency offered by debt investments.



### Portfolio Construction Guidelines

- Invesco India Equity & Bond Fund invests in both equity and debt securities and the allocation is based on the prevailing market conditions.
- The Equity portion of the portfolio seeks to generate capital appreciation while the debt portion can provide stable returns, thereby reducing the portfolio volatility.
- The equity stock selection is guided by both bottom-up and top-down approach
- The fund invests across sectors and market capitalizations with no specific style bias
- It combines both growth and value buys to generate consistent outcomes in all market conditions
- The fixed income portfolio aims to have preference for highest rated (AAA) debt securities.

## Investment Process

### Asset Allocation

Consistent with the Investment Objective

Equity exposure to be maintained in the range of 65-80%

20-35% allocation in debt and money market instruments

Shifts based on assessment of opportunities available & risk/return of the asset class. Based on our views, macro developments, yields and liquidity considerations

### Security Selection

Bottom up and top down approach, combining growth and value buys to generate consistent outcome through all market conditions

Fund utilizes all the portfolio construction levers (asset allocation, sector allocation, capitalization bias, stock selection) to create a diversified portfolio of stocks

Alpha from stock selection and sector allocation

Debt security selection based on top down approach, interest rate view, yield curve movements

### Portfolio construction & risk management

No style bias

Flexibility to have off benchmark exposure

Up to 65 stocks\*

Tactical allocation to take advantage of opportunities arising due to price differential between cash and derivatives market

Position sizes are based on risk/reward assessment

Risk management based on internal parameters for respective asset class.

\*Based on our current view on equity market. The number of stocks may change from time to time.

### Returns as on July 29, 2022

Period	Returns % (CAGR)			Value of Rs.10,000/- invested		
	Fund	Benchmark CRISIL Hybrid 35+65 Aggressive Index	Additional Benchmark Nifty 50 TRI	Fund	Benchmark CRISIL Hybrid 35 + 65 - Aggressive Index	Additional Benchmark Nifty 50 TRI
1 Year	0.47%	7.33%	10.26%	10,047	10,731	11,024
3 Years	11.35%	14.90%	16.98%	13,803	15,163	16,000
Since Inception (June 30, 2018)	8.52%	12.44%	13.64%	13,961	16,138	16,852

**Past performance may or may not be sustained in future.** The performance details provided herein are of existing plan (Regular) – Growth Option. Different plans have different expense structure. For calculating returns since inception, NAV as on the date of allotment is taken as Rs. 10/- . Face Value per unit is Rs. 10/- . Returns above 1 year are Compounded Annualised Growth Rate (CAGR). Fund Manager(s) : Krishna Venkat Cheemalapati since June 11, 2018, Pranav Gokhale since June 30, 2018 & Taher Badshah since June 30, 2018

### SIP Performance as on July 29, 2022 (Rs. 10,000 invested on the first business day of every month)

SIP investment	Total amount invested (Rs.)	Fund		CRISIL Hybrid 35 + 65 - Aggressive Index <sup>1</sup>		Nifty 50 TRI <sup>2</sup>	
		Market value (Rs.)	SIP returns (%) XIRR	Market value (Rs.)	SIP returns (%) XIRR	Market value (Rs.)	SIP returns (%) XIRR
1 Year	1,20,000	1,18,858	-1.78%	1,21,966	3.09%	1,22,098	3.30%
3 Years	3,60,000	4,23,681	10.92%	4,51,022	15.28%	4,78,696	19.51%
Since Inception	4,90,000	6,01,348	10.04%	6,52,017	14.10%	6,86,917	16.75%

**Past performance may or may not be sustained in future.** The performance details provided herein are of existing plan (Regular) – Growth Option. Different plans have different expense structure. Load is not taken into consideration.

<sup>1</sup> Scheme Benchmark. <sup>2</sup> Additional Benchmark. Inception date: June 30, 2018

Note: XIRR method is used to calculate SIP returns. The above investment simulation is for illustrative purpose only and should not be construed as a promise on minimum returns and safeguard of capital. Invesco Asset Management (India) Private Limited/Invesco Mutual Fund is not guaranteeing or promising or forecasting any returns. SIP does not ensure a profit or guarantee protection against a loss in a declining market. Please refer SIP Enrolment Form or contact nearest (ISC) for Load Structure.

Performance of other Schemes managed by the Fund Manager (as on July 29, 2022)											
Fund	Fund Manager	1 Year		3 Years		5 Years		7 Years		10 Years	
		Fund	BM	Fund	BM	Fund	BM	Fund	BM	Fund	BM
Invesco India Banking & PSU Debt Fund	Krishna Cheemalapati, Vikas Garg	0.83%	2.52%	4.89%	6.31%	5.89%	6.30%	6.18%	7.03%	-	-
Invesco India Corporate Bond Fund	Krishna Cheemalapati, Vikas Garg	2.14%	3.33%	6.03%	7.28%	5.36%	7.13%	6.67%	7.71%	6.96%	8.23%
Invesco India Credit Risk Fund	Krishna Cheemalapati, Vikas Garg	1.74%	5.90%	4.67%	8.55%	2.49%	8.20%	4.47%	8.85%	-	-
Invesco India Gilt Fund	Krishna Cheemalapati, Vikas Garg	2.20%	1.39%	3.06%	4.91%	4.32%	6.14%	6.32%	7.22%	6.70%	7.33%
Invesco India Liquid Fund	Krishna Cheemalapati, Prateek Jain	3.68%	3.79%	3.96%	4.04%	5.23%	5.21%	5.86%	5.81%	6.81%	6.80%
Invesco India Medium Duration Fund	Krishna Cheemalapati, Vikas Garg	1.50%	3.00%	-	-	-	-	-	-	-	-
Invesco India Money Market Fund	Krishna Cheemalapati, Vikas Garg	2.92%	3.54%	4.46%	4.28%	5.61%	5.43%	6.17%	6.05%	7.13%	6.98%
Invesco India Overnight Fund	Krishna Cheemalapati, Prateek Jain	3.57%	3.72%	-	-	-	-	-	-	-	-
Invesco India Short Term Fund	Krishna Cheemalapati, Vikas Garg	1.73%	2.62%	5.22%	5.82%	5.68%	6.33%	6.35%	6.95%	6.87%	7.63%
Invesco India Treasury Advantage Fund	Krishna Cheemalapati, Vikas Garg	3.08%	3.11%	5.24%	4.90%	6.10%	5.85%	6.62%	6.46%	7.29%	7.25%
Invesco India Ultra Short Term Fund	Krishna Cheemalapati, Vikas Garg	3.12%	4.13%	4.25%	5.13%	5.45%	6.18%	6.41%	6.70%	6.94%	7.51%
Invesco India Contra Fund	Taher Badshah, Dhimant Kothari	4.91%	8.85%	18.84%	19.22%	12.96%	12.34%	12.90%	12.43%	17.73%	14.97%
Invesco India Dynamic Equity Fund	Taher Badshah, Pranav Gokhale	1.37%	6.37%	8.25%	12.37%	5.79%	10.17%	7.04%	10.20%	11.75%	11.37%
Invesco India Equity Savings Fund	Amit Nigam, Dhimant Kothari (Equity) & Krishna Cheemalapati (Debt)	-0.08%	5.85%	6.64%	9.80%	-	-	-	-	-	-
Invesco India ESG Equity Fund	Taher Badshah, Amit Nigam	0.77%	6.68%	-	-	-	-	-	-	-	-
Invesco India Focused 20 Equity Fund	Taher Badshah, Nitin Gosar	1.61%	8.85%	-	-	-	-	-	-	-	-
Invesco India Growth Opportunities Fund	Pranav Gokhale, Amit Ganatra	1.05%	8.86%	15.67%	21.55%	10.75%	12.95%	10.83%	13.53%	15.23%	16.84%
*Invesco India Mid Cap Fund	Pranav Gokhale	2.20%	5.11%	23.89%	26.82%	13.76%	13.39%	12.79%	14.44%	19.28%	18.52%
Invesco India Multicap Fund	Amit Nigam, Pranav Gokhale	-2.32%	6.24%	19.67%	21.59%	10.38%	11.71%	10.47%	12.62%	17.83%	16.02%
Invesco India Smallcap Fund	Taher Badshah, Pranav Gokhale	0.49%	-2.39%	28.98%	24.80%	-	-	-	-	-	-
*Invesco India - Invesco Global Consumer Trends Fund of Fund	Amit Nigam, Krishna Cheemalapati	-35.09%	-10.61%	-	-	-	-	-	-	-	-
Invesco India Gold Exchange Traded Fund	Krishna Cheemalapati	5.63%	6.29%	12.31%	12.93%	11.52%	12.30%	10.12%	10.99%	4.46%	5.33%
Invesco India Gold Fund	Krishna Cheemalapati	6.14%	6.29%	13.52%	12.93%	11.64%	12.30%	9.47%	10.99%	4.12%	5.33%
<b>Past performance may or may not be sustained in future.</b> The performance details provided herein are of existing plan (non - direct plan) – Growth Option. Different plans have different expense structure. For Equity, Hybrid and Fund of Funds, the Face Value per unit is Rs. 10/- . For Fixed Income Funds and Invesco India Gold Fund NAV as on date of allotment is taken as Rs. 1000/- while for Invesco India Gold Exchange Traded Fund the NAV as on date of allotment is taken as RS 1680.0014, the face value for these funds is Rs. 1000/- . The Returns above 1 year are Compounded Annualised Growth Rate (CAGR) and less than 1 year is Simple Annualized. Benchmark Returns for Equity, Hybrid and Fund of Funds, are calculated using Total Return variant of respective Benchmark Index (TRI), wherever applicable. No. of schemes managed - Mr. Taher Badshah: 7, Mr. Pranav Gokhale : 6 and Krishna Cheemalapati : 17. Funds benchmark- Invesco India Growth Opportunities Fund: Nifty LargeMidcap 250 TRI; Invesco India Multicap Fund: Nifty 500 Multicap 50:25:25 TRI; Invesco India Midcap Fund: S&P BSE Midcap 150 TRI; Invesco India Contra Fund: S&P BSE 500 TRI; Invesco India Dynamic Equity Fund: Nifty 50 Hybrid Composite Debt 50:50 Index; Invesco India Smallcap Fund: S&P BSE 250 Small Cap Index TRI; Invesco India ESG Equity Fund: Nifty100 ESG Index TRI; Invesco India Focused 20 Equity Fund- S&P BSE 500 TRI; Invesco India Equity Savings fund – Nifty Equity Savings Index. For performance of direct plans please refer to latest factsheet on our website or click on the link: <a href="http://www.invescomutualfund.com/fund-performance">www.invescomutualfund.com/fund-performance</a> . Fund Managers managing the schemes since: Invesco India Growth Opportunities Fund – Amit Ganatra- January 21, 2022 and Pranav Gokhale – May 19, 2020; Invesco India Multicap Fund- Pranav Gokhale – March 29, 2018 & Amit Nigam – September 3, 2020 ; Invesco India Midcap Fund- Pranav Gokhale – March 29, 2018; Invesco India Contra Fund- Taher Badshah - January 13, 2017 & Dhimant Kothari- 19 May, 2020; Invesco India Dynamic Equity Fund - Pranav Gokhale – June 1, 2018 and Taher Badshah - January 13, 2017; Invesco India Smallcap Fund –Taher Badshah – October 30, 2018 and Pranav Gokhale- March 1, 2019. Invesco India ESG Equity Fund- Taher Badshah- Since March 20, 2021 and Amit Nigam-Since March 20, 2021. Invesco India Focused 20 Equity Fund- Taher Badshah- Since September 29, 2020 & Nitin Gosar- since Aug 26, 2021. Invesco India Equity Savings Fund- Amit Nigam- September 3, 2020, Dhimant Kothari- May 19,2020 (Equity), Krishna Cheemalpati- March 7, 2019 (Fixed Income). Funds benchmark: Invesco India Overnight fund: NIFTY 1D Rate Index; Invesco India Liquid Fund: NIFTY Liquid Index A-I; Invesco India Ultra Short Term Fund - NIFTY Ultra Short Duration Debt Index B-I; Invesco India Treasury Advantage Fund - NIFTY Low Duration Debt Index A-I; Invesco India Money Market Fund - NIFTY Money Market Index A-I; Invesco India Short Term fund – NIFTY Short Duration Debt Index A-II; Invesco India Corporate Bond Fund – NIFTY Corporate Bond Index B-III; Invesco India Banking & PSU Debt Fund – NIFTY Banking & PSU Debt Index; Invesco India Credit Risk Fund – NIFTY Credit Risk Bond Index C-III and Invesco India Gilt Fund – NIFTY All Duration G-Sec Index. Fund Managers managing the schemes since: Invesco India Overnight Fund - Krishna Cheemalapati- January 08, 2020 & Prateek Jain - February 14, 2022; Invesco India Liquid Fund - Krishna Cheemalapati- April 25, 2011 & Prateek Jain - February 14, 2022; Invesco India Ultra Short Term Fund - Krishna Cheemalapati- January 04, 2020 & Vikas Garg July 27, 2021; Invesco India Treasury Advantage Fund – Krishna Cheemalapati - January 01, 2013 & Vikas Garg - December 16, 2020; Invesco India Money Market Fund - Krishna Cheemalapati - January 04, 2020 & Vikas Garg – December 16,2020.; Invesco India Short term Fund - Krishna Cheemalapati – December 16, 2020 & Vikas Garg – September 26,2020; Invesco India Corporate Bond Fund - Krishna Cheemalapati – December 16, 2020 & Vikas Garg – September 26,2020; Invesco India Banking & PSU Debt Fund - Krishna Cheemalapati - December 16, 2020 & Vikas Garg – September 26,2020; Invesco India Credit Risk Fund - Krishna Cheemalapati - December 16, 2020 & Vikas Garg – September 26,2020; Invesco India Gilt Fund - Krishna Cheemalapati - July 27, 2021 & Vikas Garg – September 26, 2020. Invesco India Flexi Cap Fund has not completed 6 months, hence performance data is not provided. Funds benchmark: Invesco India - Invesco Global Consumer Trends Fund of Fund – MSCI World Consumer Discretionary Index ND. Invesco India Medium Duration Fund - NIFTY Medium Duration Debt Index B-III; Invesco India Gold Exchange Traded Fund - Price of Gold; Invesco India Gold Fund - Price of Gold. Fund managers managing the scheme since: Invesco India - Invesco Global Consumer Trends Fund of Fund - Krishna Cheemalpati managing since December 24, 2020 & Amit Nigam managing since 9th July 2022. Invesco India Medium Duration Fund - Vikas Garg & Krishna Cheemalapati- July 16, 2021; Invesco India Gold Exchange Traded Fund - Krishna Cheemalapati - Jan 4, 2020; Invesco India Gold Fund - Krishna Cheemalapati - Jan 4, 2020. Invesco India Medium Duration Fund- NAV as on the date of allotment is taken as Rs. 1000/- . Face Value per unit is Rs. 1000/- . Returns are simple annualized. Fund Managers: Krishna Cheemalpati & Vikas Garg managing since July 16, 2021. Invesco India Flexi Cap Fund and Invesco India - Invesco EQQQ NASDAQ-100 ETF Fund of Fund has not completed 6 months, hence performance data is not provided.											



As on July 31, 2022


Top 10 Equity Holdings	% of Net Assets
ICICI Bank Limited	5.74%
Reliance Industries Limited	4.28%
HDFC Bank Limited	3.74%
Infosys Limited	3.54%
State Bank of India	3.36%
Axis Bank Limited	2.23%
NTPC Limited	2.14%
SBI Life Insurance Company Limited	1.94%
Maruti Suzuki India Limited	1.84%
Vinati Organics Limited	1.78%

Asset Class	% Exposure
Corporate Debt	1.60%
Equity Holding	75.77%
Government Security	10.26%
Cash & Cash Equivalent :	12.37%

Debt Portfolio Statistics	
YTM <sup>1</sup>	6.03%
Average Maturity	2.16 years
Macaulay Duration	1.86 years

Rating Profile	% Exposure
Sovereign	10.26%
AAA	1.32%
AA(CE)	28.00%

Portfolio data as on July 31, 2022. <sup>1</sup>Yield to maturity should not be construed as minimum return offered by Scheme. The stocks referred above should not be construed as recommendations from Invesco Asset Management (India) Private Limited and/or Invesco Mutual Fund. The Scheme may or may not have any present or future positions in these stocks.

 **Call 1800-209-0007**  
**sms 'Invest' to 56677**  
**[invescomutualfund.com](https://invescomutualfund.com)**

Follow us on



Distributed by:

ARN Code:

EUIN Code:

M:

E:

Address:

## Key Facts

### Investment Objective

To generate capital appreciation and current income by investing in equity & equity related instruments as well as debt securities.

### Asset Allocation

Instruments	Indicative Allocation (% of Net Assets)		Risk Profile
	Minimum	Maximum	
Equity and Equity Related Instruments <sup>1</sup>	65	80	High
Debt <sup>2</sup> & Money Market Instruments	20	35	Low to Medium

<sup>1</sup>Includes equity derivatives i.e. stock futures, stock options etc. <sup>2</sup>Debt includes Government Securities

### Plans/Options

(Applicable to Direct Plan also) Growth, Dividend Payout & Dividend Reinvestment

### Minimum Investment

**Lumpsum:** Rs.5,000 per application and in multiples of Re.1 thereafter

### Systematic Investment Plan:

Frequency	Months		Quarters
No. of Installments	12	6	4
Minimum Amount	Rs.500	Rs.1,000	Rs.1,500
And in multiples of Re.1 thereafter			

### Load Structure

Entry Load : Nil;

Exit Load : Nil-if upto 10% of Units allotted are redeemed / switched-out within 1 year from the date of allotment. 1% - for any redemption / switchout in excess of 10% of units allotted within one year from the date of allotment.

Nil - if units are redeemed or switched-out after 1 year from the date of allotment.

**Fund Managers:** Taher Badshah & Pranav Gokhale (for equity investments) and Krishna Cheemalapati (for debt investments)

**Benchmark:** CRISIL Hybrid 35+65 - Aggressive Index

<sup>^</sup>Pursuant to transfer of Mr. Neelesh Dhamnaskar to the Portfolio Management Services Division of the Company, Mr. Amit Nigam has been appointed as a dedicated fund manager for making investments in overseas securities in the schemes of Invesco India - Invesco Global Consumer Trends Fund of Fund, Invesco India - Invesco Global Equity Income Fund of Fund, Invesco India - Invesco Pan European Equity Fund of Fund, Invesco India - Invesco EQQQ NASDAQ - 100 ETF Fund of Fund (effective date July 9, 2022).

<sup>\*</sup>Pursuant to transfer of Mr. Neelesh Dhamnaskar to the Portfolio Management Services Division of the Company, he has ceased to be Fund Manager of Invesco India Midcap Fund and Invesco India Infrastructure Fund (effective date July 9, 2022).

### Invesco Asset Management (India)

Invesco Asset Management (India) offers expertise across equity and fixed income investments, with a broad range of funds to suit your every investment need. Our aim is to provide best-in-class investment products across asset classes, regions and risk spectrum, with high standards of customer service.

### Invesco Limited – One of the world's leading independent global investment management firms

- US\$1.5 trillion in assets under management around the globe
- Specialised investment teams managing investments across a wide range of asset classes and investment styles
- More than 8,400 employees worldwide
- On-the-ground presence in more than 20 countries, serving clients in more than 120 countries

Source: AUM of \$1,555.9 billion, client-related data, investment professional and employee data as of March 31, 2022. AUM includes all assets under advisement, distributed and overseen by Invesco.

**Disclaimer:** This document alone is not sufficient and shouldn't be used for the development or implementation of an investment strategy. It should not be construed as investment advice to any party. The statements contained herein may include statements of future expectations and other forward looking statements that are based on prevailing market conditions / various other factors and involve known and unknown risks and uncertainties that could cause actual results, performance or events to differ materially from those expressed or implied in such statements. The data used in this document is obtained by Invesco Asset Management (India) Private Limited (IAMI) from the sources which it considers reliable. While utmost care has been exercised while preparing this document, IAMI does not warrant the completeness or accuracy of the information and disclaims all liabilities, losses and damages arising out of the use of this information. The content of this document is intended solely for the use of the addressee. If you are not the addressee or the person responsible for delivering it to the addressee, any disclosure, copying, distribution or any action taken or omitted to be taken in reliance on it is prohibited and may be unlawful. The readers should exercise due caution and/or seek appropriate professional advice before making any decision or entering any financial obligation based on information, statement or opinion which is expressed herein.

**Mutual Fund investments are subject to market risks, read all scheme related documents carefully.**