

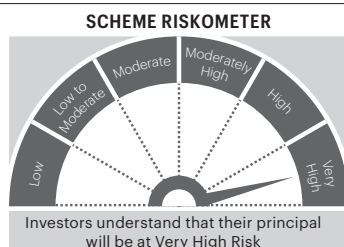
Invesco India - Invesco Global Equity Income Fund of Fund

(An open ended fund of fund scheme investing in Invesco Global Equity Income Fund)

Suitable for investors who are seeking*

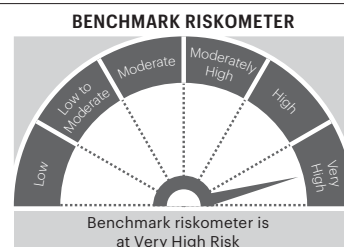
- Capital appreciation and/or income over long term
- Investments in units of Invesco Global Equity Income Fund, an overseas equity fund

*Investors should consult their financial advisers if in doubt about whether the product is suitable for them.



SCHEME BENCHMARK

MSCI World Index -
Net Dividend



The investor will bear the recurring expenses of the Scheme, in addition to the expenses of the underlying scheme.

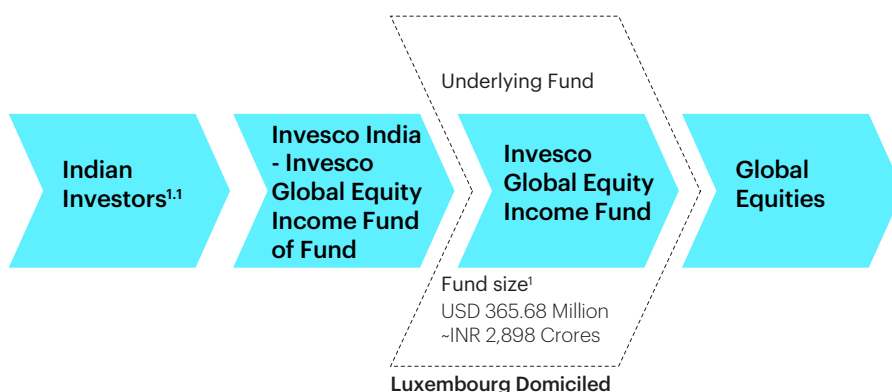
Key reasons for investing globally

- **Diversification** - Investing across different markets provides investors an opportunity to diversify their portfolio and eliminate country specific risk. A diversified portfolio invested across various countries ensures that risk is spread across companies, sectors and geographies. Investment in global markets helps investors to reduce portfolio volatility given their low correlation to Indian equity market and can also provide an opportunity to tap the growth potential of different geographic regions.

- **Low correlation** - As an investor, one would want to diversify to markets that not only have strong fundamentals, but also share a low correlation with home country (India). Low correlation means that returns from two or more asset classes or countries are not moving exactly in tandem, for example, when the returns from an asset class or a country go up those from the other asset class or country are subdued and vice versa. Thus, investing in low correlated markets helps to improve risk/reward characteristic of a portfolio. Historically, world equity markets have exhibited low correlation with Indian equity market and provide an opportunity for diversification.

- **Exposure to companies not available in India** - Investors can gain exposure to global equity markets and benefit by investing in world class companies having global presence and run by quality management teams.

Invesco India - Invesco Global Equity Income Fund of Fund - Structure



¹Source: Invesco Factsheet as at July 31, 2022. 1 USD = 79.2612 INR (Source: Morningstar Direct)

¹Note: Kindly refer to Section- 'Who can Invest' in the Scheme Information Document for details.

Underlying Fund Details - Invesco Global Equity Income Fund

- **Fund Manager:** Stephen Anness
- **Fund AuM:** USD 365.68 mn (as of July 31, 2022)
- **Base Currency:** USD
- **No. of Holdings:** Typically 40-50 diverse holdings
- **Investment Philosophy²**
 - Markets are broadly efficient, anomalies are rare
 - To outperform you need to be different
 - Anomalies can take a long-time to resolve
 - Risk management must be considered through the entire process
 - Dividends and dividend growth are key drivers of return

Short term investor behaviour can create a wide divergence between perception and reality. This creates opportunity for the long term investor

- **Portfolio Approach²**
 - Focused Portfolio
 - Active approach to stock selection
 - Long term horizon
 - Focus on capital preservation
 - Focus on growing real dividends

²Source: Invesco as at July 31, 2022.

The fund seeks to deliver a combination of rising income as well as capital growth. It is invested in what the fund manager believes to be strongly cash generative businesses, paying above average dividend yields, with sustainable business models. Driven by stock selection, the fund manager seeks to minimise risks arising from global macroeconomic themes, and instead seeks to identify well-managed companies with strong business franchises and lower than average financial leverage.

Source: Invesco.

(As at July 31, 2022)

Top 10 Equity Holdings	% of Net Assets
3i	6.3
American Tower 'C'	5.3
Verallia	5.1
Microsoft	4.9
Coca-Cola	4.4
AIA	4.2
Broadcom	3.8
Herc	3.6
Link REIT	3.3
Standard Chartered	3.2

Sector Weightings (%)	Fund	Index
Financials	23.9	13.4
Information Technology	18.3	21.7
Industrials	15.8	9.9
Consumer Discretionary	9.4	11.0
Real Estate	8.6	2.9
Communication Services	6.4	7.6
Consumer Staples	5.9	7.7
Materials	5.1	4.1
Others	6.1	21.8
Cash	0.4	0.0

Geographical Weightings (%)	Fund	Index
United States	46.7	70.0
United Kingdom	16.2	3.7
Hong Kong	7.5	0.8
Switzerland	5.6	2.0
France	5.1	3.0
Netherlands	4.5	1.5
China	2.7	0.2
Finland	2.5	0.3
Others	8.8	18.4
Cash	0.4	0.0

Source: Invesco Factsheet. Fund - Invesco Global Equity Income. Benchmark- MSCI World Index - Net Dividend. Holdings may change without notice. There is no guarantee that above mentioned securities are currently held or will be held by Invesco funds in the future nor a recommendation to buy/sell/hold the securities. This should not be seen as an investment advice

Returns of Underlying Fund as on July 29, 2022

Invesco Global Equity Income Fund (In USD)		
Period	Fund	Benchmark
1 year	-6.75	-9.16
3 years	7.17	9.58
5 years	4.92	8.81
10 years	7.56	10.21
Since Inception (as of 7 November, 1989)	7.26	7.03
Since managed by INvesco (as of 5 July, 2010)	9.13	10.52

Past performance may or may not be sustained in future. Source – Morningstar, data as at July 29, 2022. Performance of C Share Class. Fund- Invesco Global Equity Income. Benchmark- MSCI World Index- Net Dividend. The Invesco Global Equity Income Fund was formerly named Morgan Stanley Global Value Equity Fund. The track record starts with this previous fund. It became the Invesco Global Value Equity Fund on 2010 as part of Invesco's acquisition of Van Kampen Investments / Morgan Stanley Retail Asset Management Business. The fund was finally renamed to Invesco Global Equity Income Fund on 30 September 2011. Fund and benchmark performance figures are shown in USD terms, inclusive of gross reinvested income and net of the annual management charge and all other fund expenses. Returns above 1 year are compounded annualised. CAGR – Compounded Annualised Growth Rate.

Invesco India - Invesco Global Equity Income Fund of Fund

Returns as on July 29, 2022						
Period	Returns % (CAGR)			Value of Rs.10,000/-invested		
	Fund	Benchmark MSCI World Index- Net Dividend	Addi. Benchmark Nifty 50 TRI	Fund	Benchmark MSCI World Index- Net Dividend	Addi. Benchmark Nifty 50 TRI
1 Year	-1.73%	-3.20%	10.26%	9,827	9,681	11,024
3 Years	11.48%	14.89%	16.98%	13,850	15,159	16,000
5 Years	8.27%	13.51%	12.63%	14,875	18,835	18,116
7 Years	6.68%	11.77%	11.88%	15,722	21,789	21,947
Since Inception (05 May, 2014)	6.78%	11.67%	13.54%	17,173	24,829	28,467

Past Performance may or may not be sustained in future. The performance details provided herein are of regular plan (non - direct plan) – Growth Option. Different plans have different expense structure. For calculating returns since inception, NAV as on the date of allotment is taken as Rs. 10/-. Face Value per unit is Rs. 10/-. Returns above 1 year are Compounded Annualised Growth Rate (CAGR). Fund Manager : Mr. Amit Nigam managing since July 9, 2022.

Performance of other Schemes managed by the Fund Managers (as on July 29, 2022)

Fund	Fund Manager	1 Year		3 Years		5 Years		7 Years		10 Years	
		Fund	BM	Fund	BM	Fund	BM	Fund	BM	Fund	BM
Invesco India Equity Savings Fund	Amit Nigam, Dhimat Kothari (for equity investments) & Krishna Cheemalapati (for debt investments)	-0.08%	5.85%	6.64%	9.80%	-	-	-	-	-	-
Invesco India ESG Equity Fund	Amit Nigam, Taher Badshah	0.77%	6.68%	-	-	-	-	-	-	-	-
[§] Invesco India Infrastructure Fund	Amit Nigam	7.58%	18.36%	23.87%	18.25%	13.53%	6.92%	11.80%	9.20%	16.40%	12.26%
Invesco India Largecap Fund	Amit Nigam, Nitin Gosar	4.14%	9.87%	15.66%	17.13%	10.36%	12.16%	10.16%	11.91%	13.98%	14.47%
Invesco India Multicap Fund	Amit Nigam, Pranav Gokhale	-2.32%	6.24%	19.67%	21.59%	10.38%	11.71%	10.47%	12.62%	17.83%	16.02%
Invesco India Tax Plan	Amit Nigam, Dhimant Kothari	-2.04%	8.85%	16.14%	19.22%	10.90%	12.34%	10.72%	12.43%	15.99%	14.97%
[@] India - Invesco Global Consumer Trends Fund of Fund	Amit Nigam, Krishna Cheemalapati	-35.09%	-10.61%	-	-	-	-	-	-	-	-
[@] Invesco India - Invesco Pan European Equity Fund of Fund	Amit Nigam	-9.73%	-9.64%	6.60%	8.61%	2.80%	7.13%	2.25%	6.16%	-	-

Past performance may or may not be sustained in future. Fund Manager managing the scheme since: Invesco India - Invesco Global Pan European Equity Fund of Fund: Amit Nigam since July 9, 2022; Invesco India Infrastructure Fund: Amit Nigam since September 03, 2020; Invesco India – Invesco Global Consumer Trends Fund of Fund: Amit Nigam since July 9, 2022 & Krishna Cheemalapati since December 24, 2020; Invesco India Equity Savings Fund - Amit Nigam since Sept 3, 2022, Dhimant Kothari (for equity investments) since May 19, 2022 & Krishna Cheemalapati (for debt investments) since March 7, 2019; Invesco India ESG Equity Fund - Taher Badshah and Amit Nigam since March 20, 2021; Invesco India Largecap Fund - Amit Nigam since Sept 3, 2022 and Nitin Gosar since March 29, 2018; Invesco India Multicap Fund - Pranav Gokhale since March 29, 2018 and Amit Nigam since Sept 3, 2020; Invesco India Tax Plan - Amit Nigam since Sept 3, 2020 and Dhimant Kothari since March 29, 2018 . Fund Benchmark: Invesco India - Invesco Global Pan European Equity Fund of Fund – MSCI Europe - Net Dividend, Invesco India Infrastructure Fund – S&P BSE India Infrastructure TRI, Invesco India – Invesco Global Consumer Trends Fund of Fund – MSCI World Consumer Discretionary Index- Net Dividend, Invesco India Equity Savings Fund - Nifty Equity Savings Index, Invesco India ESG Equity Fund - Nifty100 ESG Index TRI, Invesco India Largecap Fund - NIFTY 100 TRI, Invesco India Multicap Fund - Nifty 500 Multicap 50:25:25 TRI, Invesco India Tax Plan - S&P BSE 500 TRI . Invesco India Flexi Cap Fund and Invesco India - Invesco EQQQ NASDAQ-100 ETF Fund of Fund has not completed 6 months; hence performance data is not provided. Benchmark returns are calculated using total return variant of respective benchmark Index. For performance of direct plans please refer to latest factsheet on our website or click on the link: www.invescomutualfund.com/fund-performance.

As on July 31, 2022

Name of The Instruments	% of Net Assets
Overseas Mutual Fund Units	97.75%
Invesco Global Equity Income Fund Accumulated C	97.75%
Cash & Cash Equivalent	2.25%
Total	100.00%


Invesco Asset Management (India)

Invesco Asset Management (India) offers expertise across equity and fixed income investments, with a broad range of funds to suit your every investment need. Our aim is to provide best-in-class investment products across asset classes, regions and risk spectrum, with high standards of customer service.

Invesco Limited – One of the world's leading independent global investment management firms

- US\$1.5 trillion in assets under management around the globe
- Specialised investment teams managing investments across a wide range of asset classes and investment styles
- More than 8,400 employees worldwide
- On-the-ground presence in more than 20 countries, serving clients in more than 120 countries

Source: AUM of \$1,555.9 billion, client-related data, investment professional and employee data as of March 31, 2022. AUM includes all assets under advisement, distributed and overseen by Invesco.

 **Call 1800-209-0007**
sms 'Invest' to 56677
invescomutualfund.com

Follow us on



Distributed by:

ARN Code:

EUIN Code:

M:

E:

Address:

Key Facts

Investment Objective

To provide capital appreciation and/or income by investing predominantly in units of Invesco Global Equity Income Fund, an overseas equity fund which invests primarily in equities of companies worldwide. The Scheme may, at the discretion of Fund Manager, also invest in units of other similar Overseas Mutual Funds with similar objectives, strategy and attributes which may constitute a significant portion of its net assets.

Asset Allocation

Instruments	Indicative Allocation (% of Net Assets)		Risk Profile High/Medium/Low
	Minimum	Maximum	
Shares of Invesco Global Equity Income Fund or other similar Overseas Mutual Funds#^	95	100	High
Debt and money market securities* other than infrastructure companies (including government and corporate debt) / Units of debt and liquid schemes of Invesco Mutual Fund	0	5	Low to Medium

*Overseas Mutual Funds having similar objectives, strategy and attributes.

^Investors are requested to note that shares of Invesco Global Equity Income Fund or other similar Overseas Mutual Funds should be considered similar to units of the Fund.

*The scheme does not intend to invest in Securitized Debt and in unrated debt instruments. The Scheme will not invest in derivatives. However, the Underlying Fund may invest in derivatives for effective portfolio management and hedging purposes. The Scheme will not engage in securities lending and short selling of securities. The Scheme shall make investments in foreign securities as per clause 2(x) of SEBI Circular no. SEBI/IMD/CIR No.7/104753/07 dated September 26, 2007. Underlying Fund will not invest more than 15% of its net assets in Indian equities. If such limit is breached, then necessary steps shall be taken in terms of provisions stated in the Scheme Information Document of the Scheme.

Plans/Options

(Applicable to Direct Plan also) Growth, IDCW Payout & IDCW Reinvestment

Minimum Investment

Lumpsum: Rs.1,000 and in multiples of Re.1 thereafter

Systematic Investment Plan:

Frequency	Months		Quarters
No. of Installments	12	6	4
Minimum Amount	Rs.500	Rs.1,000	Rs.1,500
And in multiples of Re.1 thereafter			

Load Structure

Entry Load : Nil;

Exit Load : • Nil - if upto 10% of Units allotted are redeemed / switched - out within 1 year from the date of allotment.
 • 1% - for any redemption / switch - out in excess of 10% of units allotted within one year from the date of allotment.
 • Nil - if units are redeemed or switched - out after 1 year from the date of allotment.

Switch between the Plans under the Scheme: Nil

Fund Manager: Amit Nigam

Benchmark: MSCI World Index-Net Dividend

IDCW Payout - Payout of Income Distribution cum capital withdrawal option.

IDCW Reinvestment - Reinvestment of Income Distribution cum capital withdrawal option.

®Pursuant to transfer of Mr. Neelesh Dhamnaskar to the Portfolio Management Services Division of the Company, Mr. Amit Nigam has been appointed as a dedicated fund manager for making investments in overseas securities in the schemes of Invesco India - Invesco Global Consumer Trends Fund of Fund, Invesco India - Invesco Global Equity Income Fund of Fund, Invesco India - Invesco Pan European Equity Fund of Fund, Invesco India - Invesco EQQQ NASDAQ - 100 ETF Fund of Fund (effective date July 9, 2022).

®Pursuant to transfer of Mr. Neelesh Dhamnaskar to the Portfolio Management Services Division of the Company, he has ceased to be Fund Manager of Invesco India Midcap Fund and Invesco India Infrastructure Fund (effective date July 9, 2022).

The investor will bear the recurring expenses of the scheme, in addition to the expenses of underlying scheme.

Disclaimer: This information alone is not sufficient and shouldn't be used for the development or implementation of an investment strategy. It should not be construed as investment advice to any party. The readers should exercise due caution and/or seek independent professional advice before making any investment decision or entering into any financial obligation based on information, statement or opinion which is expressed herein. While utmost care has been exercised while preparing this document, Invesco Asset Management (India) does not warrant the completeness or accuracy of the information and disclaims all liabilities, losses and damages arising out of the use of this information.

Mutual Fund investments are subject to market risks, read all scheme related documents carefully.