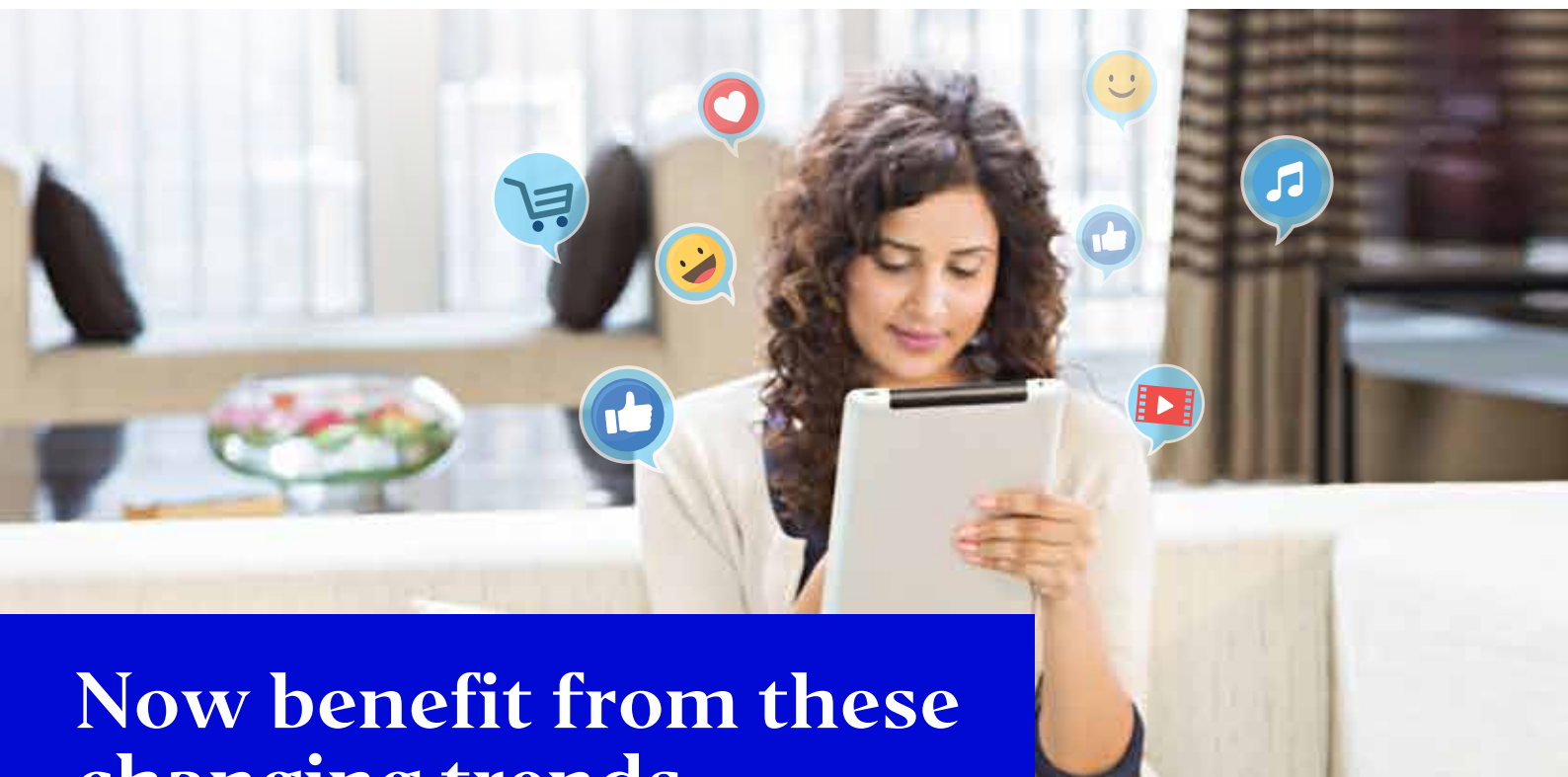


The way we shop, interact and entertain ourselves has changed.



Now benefit from these changing trends.

Invesco India - Invesco Global Consumer Trends Fund of Fund

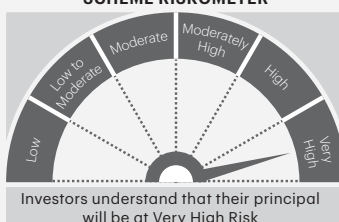
(An open ended fund of fund scheme investing in Invesco Global Consumer Trends Fund)

Suitable for investors who are seeking*

- Capital appreciation over long term
- Investment in units of Invesco Global Consumer Trends Fund, an overseas equity fund

***Investors should consult their financial advisers if in doubt about whether the product is suitable for them.**

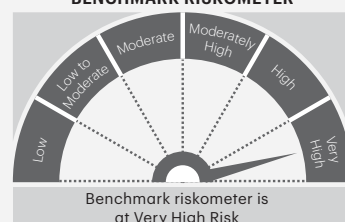
SCHEME RISKOMETER



SCHEME BENCHMARK

MSCI World Consumer Discretionary Index - Net Dividend

BENCHMARK RISKOMETER



The investor will bear the recurring expenses of the Scheme, in addition to the expenses of the underlying scheme.

The digital revolution has inspired a new age of convenience, breaking boundaries of business and flattening the world marketplace. It has transformed the way consumers across the globe shop, travel, spend their leisure time, and keep in touch with family and friends.

Bored?
"Let's watch something on
Netflix"



Enjoy playing video games & listening to music?
"Let's get on **Sony**"

Heading some where?
"Let's book an
Uber"

Shopping?
"Order it from
Amazon"

Keep in touch with friends?
"Use **Facebook**"

Companies that have embraced these changing consumer trends are today household names and continue to show great potential for growth in the future too. [Amazon](#), [Uber](#), [Electronic Arts](#), [Netflix](#), [Facebook](#), [Sony](#) are few examples of global brands that have benefited greatly from our discretionary spending habits and continue to gain popularity among consumers worldwide.

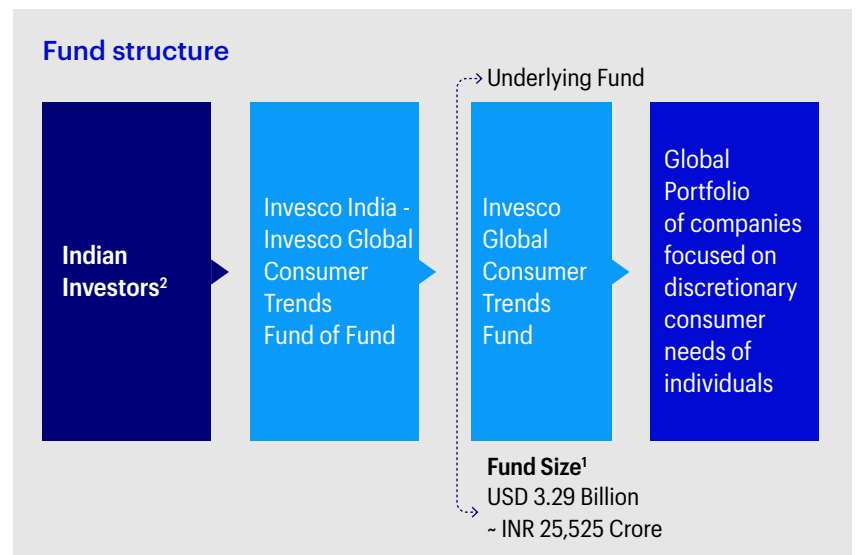
While we interact and enjoy the services of these global companies daily, we were unable to benefit as many of these companies are not listed on stock exchanges in India.

^{*}Refer Disclaimer

Presenting Invesco India - Invesco Global Consumer Trends Fund of Fund.

The Fund invests 95% - 100% of its assets in shares of Invesco Global Consumer Trends Fund, a Luxembourg domiciled Invesco fund, which invests 70% - 100% in a global portfolio of equity securities of companies focused on discretionary consumer needs of individuals.

The underlying fund offers investors targeted exposure to global companies that may benefit from changed consumer trends, over the long term. The fund covers a wide range of investment themes - from ecommerce, entertainment, internet services, autonomous driving to active lifestyles. The fund managers of the underlying fund examine through all the trends to find companies, which the market is under appreciating in terms of their ability to gain a share of this discretionary demand and profit.



As at May 31, 2022. 1 USD = 77.6362 INR

¹Source: Invesco, Morningstar Direct

²Note: Kindly refer to Section- 'Who can Invest' in the Scheme Information Document for details.

^{*}Disclaimer: The stocks / companies referred to above are some of the companies which in our view have benefited due to change in pattern of discretionary spending of consumers and for illustration purpose only. There may be other stocks / companies also which may have benefited due to change in pattern of discretionary spending. It should not be construed as recommendations, advice to buy, sell or transact in any manner in these stocks / companies neither should it be considered as Research Report from Invesco Asset Management (India) Private Limited and/or Invesco Mutual Fund. It shouldn't be used for development or implementation of an investment strategy. The performance of above stocks should not be construed as performance of the Underlying Fund and in turn performance of the Scheme as the Underlying Fund's portfolio would be constituted of number of stocks having different weights and the individual stock may or may not give positive returns. Invesco Asset Management (India) Private Limited/Invesco Mutual Fund is not guaranteeing or promising or forecasting any return.

Why consider investing in Overseas Funds?



Exposure to businesses not available in India

Opportunity to invest in global companies/ businesses, which are not available in India.



Diversification

Geographical diversification allows the investor to spread the country risk and benefit from region's prospects. It can help to enhance portfolio performance as different markets perform differently.



Low correlation

Given the low correlation of returns across countries, investing overseas can have a favourable effect on portfolio risk and return.



About the Underlying Fund - Invesco Global Consumer Trends Fund



Positioning & Outlook

1. Flexible approach - Flexible fund with a concentration towards companies that are expected to profit from changing consumer discretionary trends: currently eCommerce, digital media consumption, demographic shifts towards experiences over material goods or towards healthier lifestyles, and other global consumer durable and non-durable goods cycles.

2. Rigorous investment approach - The team's investment approach is a bottom-up, research-driven process which enables them to narrow the field of stocks to identify those companies best able to capitalize on key themes driving consumer spending.

3. Experienced team - The fund managers of underlying fund, Ido Cohen (lead) and Juan Hartsfield offer clients an average of 24 years' fund management experience.

Given the current heightened uncertainty for inflation, interest rates and the pace of monetary tightening, we have been actively positioning to hedge against inflation and express consumer trends in lower risk ways.

Accordingly, we intentionally lowered exposure to goods and the low-end consumer and leaned into areas with strong demand such as experiences and leisure travel, as well as areas with more defensive characteristics like video games and large caps. We continue to believe this transition will take place, but recent events are accelerating inflationary pressures on energy and commodity prices, adding pressure on all discretionary areas – particularly in Europe, and now including travel-related areas as well. In response, we have reduced some of our Europe and travel exposure, however the situation is dynamic, and we still expect the propensity to travel to be resilient

Alternatively, we've increased exposure in more defensive areas such as inflation resistant staples, and auto parts retailers. We've added to REITs that are aligned with long-term themes such as e-commerce and housing as an inflation hedge. Finally, we've added to lower beta, lower valuation Communications Services names in internet search and video games.

The inflation path in 2022 will depend on many drivers, but the duration of hostilities and the global response has now become a key factor. We remain hopeful that inflation will recede in the 2nd half of the year, and when it does, we expect to see a recovery in the growth parts of the market, as growth becomes scarcer. Also, as we move through the year, many of our longer-term secular themes that were facing tough comparisons from high growth periods, such as e-commerce and video games, should revert to easier comparisons and improved investor sentiment.

Portfolio as on May 31, 2022

Name of The Instruments	% of Net Assets
Overseas Mutual Fund Units	99.55%
Invesco Global Consumer Trends Fund Accumulated S	99.55%
Cash & Cash Equivalent	0.45%
Total	100%

Underlying Fund Performance as on May 31, 2022

Period	USD Returns				INR Returns			
	Fund C-Acc shares	Benchmark	Fund S-Acc shares	Benchmark	Fund C-Acc shares	Benchmark	Fund S-Acc shares	Benchmark
1 year	-40.31	-17.11	-40.03	-17.11	-36.19	-11.39	-35.89	-11.39
3 years	5.13	12.11	5.70	12.11	8.98	16.22	9.57	16.22
5 years	5.41	10.00	-	-	9.38	14.15	-	-
10 years	12.03	12.61	-	-	15.72	16.31	-	-
Since Inception	7.78	6.33	3.83	9.86	10.57	9.08	5.61	11.75

Fund - Invesco Global Consumer Trends Fund. Benchmark - MSCI World Consumer Discretionary Index- Net Dividend. SI- Since inception. **Past performance may or may not be sustained in future** and that it should not be considered as a basis for comparison with other investments. Returns for more than one year are Compounded Annualized Growth Rate (CAGR). Inception date: C share class – 9th August, 1999. S share class – 8th November, 2018. The performance shown does not take account of the commissions and costs incurred on the issue and redemption of units. Sources: Invesco, Morningstar, Lipper Inc. as at May 31, 2022. An investment cannot be made directly in an index. Performance reflects reinvestment of dividends. Performance figures are shown in USD and INR for share class C & S. The figures do not reflect the entry charge paid by individual investors.

Note: 1. Underlying Fund offers various share classes. Each share class has different expense ratio and different minimum amount for investments. The portfolio of Underlying Fund for all the share classes is common. Currently the Scheme invests in Share Class S. Since Share Class S has performance history of only 2 years, the performance details of Share Class C are also given in addition to Share Class S. 2. For USD/INR conversion, the source is "Reuters WM 4pm UK time"

Disclaimer: For calculating returns of Underlying Fund in INR terms, USD / INR currency conversion rate prevailing as on the respective date is considered for conversion of NAVs of Underlying Fund as well as conversion of index values. The difference in returns (in % terms) of Underlying Fund in USD and INR over different time periods is largely attributable to movement of USD vis-à-vis INR. There is no guarantee that similar trend of movement in currency exchange rates of USD vis-à-vis INR will continue in future. The returns of Underlying Fund in INR terms should not be construed as returns of the Scheme as recurring expenses will be also be charged to the Scheme and Scheme may not be fully invested in Underlying Fund at all points of time. The Scheme may invest in Underlying Fund in different points of time and there is no assurance or guarantee that the Scheme will always be able to capture favorable currency exchange rates while investing in the Underlying Fund.


Underlying Fund Portfolio Holdings (As on May 31, 2022)

Top 10 Equity Holdings	% of Net Assets
Amazon	10.0
EPR Properties	6.4
Lowes	5.0
Nintendo	3.7
Sony	3.1
Travel + Leisure	3.1
JD.com	2.9
Electronic Arts	2.8
US Foods	2.6
Booking	2.5

Sector Weighting (%)	Underlying Fund	Index
Hotels, Restaurants & Leisure	18.1	16.1
Internet & Direct Marketing Retail	16.9	22.0
Entertainment	14.7	0.0
Specialty Retail	10.7	14.7
Equity Real Estate Investment Trusts (REITs)	10.2	0.0
Interactive Media & Services	8.7	0.0
Food & Staples Retailing	6.1	0.0
Household Durables	4.3	5.5
Others	10.7	41.7
Cash	-0.5	0.0

Geographical Weightings (%)	Underlying Fund	Index
United States	76.1	69.5
China	9.3	0.1
Japan	9.0	10.8
Germany	1.8	3.6
United Kingdom	1.5	2.3
Brazil	1.0	0.6
Macau	1.0	0.3
Singapore	0.3	0.1
Others	0.5	12.7
Cash	-0.5	0.0

Source: Invesco. Holdings may change without notice. There is no guarantee that above mentioned securities are currently held or will be held by Invesco funds in the future nor a recommendation to buy/sell/hold the securities. This should not be seen as an investment advice

 **Call 1800-209-0007**
sms 'Invest' to 56677
invescomutualfund.com

Follow us on



Distributed by:

ARN Code:

EUIN Code:

M:

E:

Address:

Key Facts

Investment Objective

To provide long-term capital appreciation by investing predominantly in units of Invesco Global Consumer Trends Fund, an overseas fund which invests in an international portfolio of companies predominantly engaged in the design, production or distribution of products and services related to the discretionary consumer needs of individuals.

Asset Allocation

Instruments	Indicative Allocation (% of Net Assets)		Risk Profile High/Medium/ Low
	Minimum	Maximum	
Shares of Invesco Global Consumer Trends Fund [^]	95	100	High
Debt and money market securities / Units of debt and liquid schemes of Invesco Mutual Fund	0	5	Low to Medium

[^]Investors are requested to note that shares of Invesco Global Consumer Trends Fund should be considered similar to units of the Fund. The scheme does not intend to invest in Securitized Debt and in unrated debt instruments. The Scheme will not invest in debt instruments having Structured Obligations / Credit Enhancements.

Plans/Options (Applicable to Direct Plan also) Growth, IDCW Payout & IDCW Reinvestment (if dividend payable under dividend option is equal or less than Rs. 100/- then the dividend would be compulsorily reinvested)

Minimum Investment

Lumpsum: Rs.1,000 and in multiples of Re.1 thereafter

Systematic Investment Plan:

Frequency	Months		Quarters
No. of Installments	12	6	4
Minimum Amount	Rs.500	Rs.1,000	Rs.1,500

And in multiples of Re.1 thereafter

Load Structure

Entry Load : Nil

Exit Load : • Nil - if upto 10% of units allotted are redeemed/switched out within 1 year from the date of allotment - Nil
 • 1% - for any redemption / switch out in excess of 10% of units allotted within one year from the date of allotment
 • Nil - If units are redeemed/switched out after 1 year from the date of allotment
 Switch between the Plans under the Scheme: Nil

Fund Managers: Mr. Neelesh Dhamnaskar | Mr. Krishna Cheemalapati (for debt investments)

Benchmark: MSCI World Consumer Discretionary Index - Net Dividend

IDCW : Income distribution cum capital withdrawal

IDCW Payout : Payout of income distribution cum capital withdrawal option

IDCW Reinvestment : Reinvestment of income distribution cum capital withdrawal option


Invesco Asset Management (India)

Invesco Asset Management (India) offers expertise across equity and fixed income investments, with a broad range of funds to suit your every investment need. Our aim is to provide best-in-class investment products across asset classes, regions and risk spectrum, with high standards of customer service.

Invesco Limited – One of the world's leading independent global investment management firms

- US\$1.6 trillion in assets under management around the globe
- Specialised investment teams managing investments across a wide range of asset classes and investment styles
- More than 8,400 employees worldwide
- On-the-ground presence in more than 20 countries, serving clients in more than 120 countries

Source: AUM of \$1,610.9 billion, client-related data, investment professional and employee data as of December 31, 2021. AUM includes all assets under advisement, distributed and overseen by Invesco.

 **Call 1800-209-0007**
sms 'Invest' to 56677
invescomutualfund.com

Follow us on



The investors will bear the recurring expenses of the scheme, in addition to the expenses of the underlying scheme.

Disclaimer: This document alone is not sufficient and shouldn't be used for the development or implementation of an investment strategy. It should not be construed as investment advice to any party. The statements contained herein may include statements of future expectations and other forward looking statements that are based on prevailing market conditions / various other factors and involve known and unknown risks and uncertainties that could cause actual results, performance or events to differ materially from those expressed or implied in such statements. The data used in this document is obtained by Invesco Asset Management (India) Private Limited (IAMI) from the sources which it considers reliable. While utmost care has been exercised while preparing this document, IAMI does not warrant the completeness or accuracy of the information and disclaims all liabilities, losses and damages arising out of the use of this information. The content of this document is intended solely for the use of the addressee. If you are not the addressee or the person responsible for delivering it to the addressee, any disclosure, copying, distribution or any action taken or omitted to be taken in reliance on it is prohibited and may be unlawful. The readers should exercise due caution and/or seek appropriate professional advice before making any decision or entering any financial obligation based on information, statement or opinion which is expressed herein.

Mutual Fund investments are subject to market risks, read all scheme related documents carefully.